




**MTA 156**

TE Internal #: 1-640385-8

PCB Mount Header, Right Angle, Wire-to-Board, 18 Position, 3.96 mm [.156 in] Centerline, Unshrouded, Tin (Sn), Through Hole - Solder, Power, MTA 156

[View on TE.com >](#)

Connectors > PCB Connectors > PCB Headers & Receptacles



PCB Connector Type: **PCB Mount Header**

PCB Mount Orientation: **Right Angle**

Connector System: **Wire-to-Board**

Number of Positions: **18**

Centerline (Pitch): **3.96 mm [.156 in]**

**Features**

**Product Type Features**

Mixed & Hybrid Header	No
Connector Shape	Rectangular
PCB Connector Type	PCB Mount Header
Connector System	Wire-to-Board
Header Type	Unshrouded
Sealable	No
Connector & Contact Terminates To	Printed Circuit Board
Connector Product Type	Connector Assembly

**Configuration Features**

Number of Columns	18
Number of Loaded Positions	18
Connector Contact Load Condition	Fully Loaded
PCB Mount Orientation	Right Angle
Number of Positions	18



Number of Rows	1
----------------	---

Number of Power Positions	18
---------------------------	----

### Electrical Characteristics

Operating Voltage	600 VAC
-------------------	---------

### Body Features

Primary Product Color	Natural
-----------------------	---------

### Contact Features

Contact Underplating Material	Nickel
-------------------------------	--------

Contact Underplating Material Thickness	1.27 $\mu\text{m}$ [50 $\mu\text{in}$ ]
---	---

Contact Size	1.14mm
--------------	--------

Mating Square Post Dimension	1.14 mm[.045 in]
------------------------------	------------------

Contact Shape & Form	Square
----------------------	--------

PCB Contact Termination Area Plating Material Thickness	2.54 $\mu\text{m}$ [100 $\mu\text{in}$ ]
---	--

Contact Layout	Inline
----------------	--------

Contact Mating Area Length	10.16 mm[.4 in]
----------------------------	-----------------

Contact Base Material	Copper Alloy
-----------------------	--------------

Contact Mating Area Plating Material	Tin (Sn)
--------------------------------------	----------

Contact Mating Area Plating Material Thickness	2.54 $\mu\text{m}$ [100 $\mu\text{in}$ ]
--	--

Contact Type	Tab
--------------	-----

Contact Current Rating (Max)	14.24 A
------------------------------	---------

PCB Contact Termination Area Plating Material	Tin
---	-----

### Termination Features

Termination Post & Tail Length	3.18 mm[.125 in]
--------------------------------	------------------

Square Termination Post & Tail Dimension	1.14 mm[.045 in]
--	------------------

Termination Method to PCB	Through Hole - Solder
---------------------------	-----------------------

### Mechanical Attachment

Panel Mount Feature	Without
---------------------	---------

PCB Mount Alignment	Without
---------------------	---------

Mating Retention	Without
------------------	---------

PCB Mount Retention	Without
---------------------	---------

Connector Mounting Type	Board Mount
-------------------------	-------------

Mating Alignment	Without
------------------	---------



### Housing Features

Mating Entry Location	Side
Centerline (Pitch)	3.96 mm [.156 in]
Housing Material	Thermoplastic Polyester GF

### Dimensions

Connector Width	6.35 mm [.25 in]
PCB Thickness (Recommended)	1.57 mm [.062 in]
Connector Length	71.32 mm [2.808 in]

### Usage Conditions

Operating Temperature (Max)	105 °C [221 °F]
Operating Temperature Range	-55 – 105 °C [-67 – 221 °F]

### Operation/Application

Circuit Application	Power
---------------------	-------

### Industry Standards

Compatible With Agency/Standards Products	CSA, UL
UL Rating	Recognized
Compatible With Approved Standards Products	UL E28476
Glow Wire Rating	Standard Part - Not Glow Wire
UL Flammability Rating	UL 94V-0

### Packaging Features

Packaging Quantity	250
Packaging Method	Package

### Product Compliance

[For compliance documentation, visit the product page on TE.com>](#)

EU RoHS Directive 2011/65/EU	Compliant
EU ELV Directive 2000/53/EC	Compliant
China RoHS 2 Directive MIIT Order No 32, 2016	有害物质含量符合标准要求 No Restricted Substance(s) Above Threshold
EU REACH Regulation (EC) No. 1907/2006	Current ECHA Candidate List: JUNE 2025 (250) Candidate List Declared Against: JUNE 2025 (250) Does not contain REACH SVHC















Halogen Content Not Low Halogen - contains Br or Cl > 900 ppm.

Solder Process Capability Wave solder capable to 265°C

**Product Compliance Disclaimer**

This information is provided based on reasonable inquiry of our suppliers and represents our current actual knowledge based on the information they provided. This information is subject to change. The part numbers that TE has identified as EU RoHS compliant have a maximum concentration of 0.1% by weight in homogenous materials for lead, hexavalent chromium, mercury, PBB, PBDE, DBP, BBP, DEHP, DIBP, and 0.01% for cadmium, or qualify for an exemption to these limits as defined in the Annexes of Directive 2011/65/EU (RoHS2). Finished electrical and electronic equipment products will be CE marked as required by Directive 2011/65/EU. Components may not be CE marked. Additionally, the part numbers that TE has identified as EU ELV compliant have a maximum concentration of 0.1% by weight in homogenous materials for lead, hexavalent chromium, and mercury, and 0.01% for cadmium, or qualify for an exemption to these limits as defined in the Annexes of Directive 2000/53/EC (ELV). Regarding the REACH Regulation, the information TE provides on SVHC in articles for this part number is based on the latest European Chemicals Agency (ECHA) 'Guidance on requirements for substances in articles' posted at this URL: <https://echa.europa.eu/guidance-documents/guidance-on-reach>

## Compatible Parts

 <p>TE Part # 4-643819-8 18P MTA156 CONN ASSY 22AWG LF</p>	 <p>TE Part # 4-643817-8 18P MTA156 CONN ASSY 18AWG LF</p>	 <p>TE Part # 4-640427-8 18P MTA156 CONN ASSY 20AWG YEL</p>	 <p>TE Part # CAT-103156-WBHSM Receptacle Housing: Wire-to-Board, with Mating Alignment, SL156</p>
 <p>TE Part # 4-640599-8 18P MTA156 CONN ASSY 18AWG ORA</p>	 <p>TE Part # 1-640551-8 18P MTA156 COVER</p>	 <p>TE Part # 1-643067-8 18P MTA156 MOLDED COVER</p>	 <p>TE Part # 1-643071-8 18P MTA156 FD-THRU COVER</p>
 <p>TE Part # 4-640428-8 18P MTA156 CONN ASSY 22AWG RED</p>	 <p>TE Part # 4-640602-8 18P MTA156 CONN ASSY 24AWG LF</p>	 <p>TE Part # 4-640605-8 18P MTA156 CONN ASSY 20AWG LF</p>	 <p>TE Part # 1-640643-8 18P MTA156 COVER F/T</p>



TE Part # 1-640251-8  
18P SL156 HSG W/O LCK RAMP



TE Part # 4-640426-8  
18P MTA156 CONN ASSY 18AWG ORA


Also in the Series | **MTA 156**



Connector Contacts(4)



Connector Hardware(2)



PCB Headers & Receptacles(677)




Power Contacts(3)



Rectangular Power Connectors(1178)



Standard Rectangular Connectors(667)



Wire-to-Board Connector Assemblies & Housings(594)

Customers Also Bought




TE Part #CAT-PA3-RT  
EMC / RFI Chokes RT Series & RT Series N: High-Performance Chokes for Demanding Applications



TE Part #T4041037041-000  
M8.FMLE.PNLREAR.4POS.STR PCBSHLD



TE Part #T4141012051-000  
M12,REAR MOUNTING,FEMALE,A CODE,5P



TE Part #640452-5  
05P MTA100 HDR ASSY SQ STR



TE Part #644753-3  
03P MTA156 HDR ASSY RN STR F/L



TE Part #969973-7  
2x7P HV100 REC. CON, SMD, GOLD, BLISTER



TE Part #5-1393238-9  
RTD14005



TE Part #1969730-8  
EP2.5 SHROUDED HDR ASSY 8P VERTICAL



## Documents

### Product Drawings

[18P MTA156 HDR ASSY SQ R/A](#)

English

### CAD Files

Customer View Model

[ENG\\_CVM\\_CVM\\_1-640385-8\\_AC.2d\\_dxf.zip](#)

English

[3D PDF](#)

3D

Customer View Model

[ENG\\_CVM\\_CVM\\_1-640385-8\\_AC.3d\\_igs.zip](#)

English

Customer View Model

[ENG\\_CVM\\_CVM\\_1-640385-8\\_AC.3d\\_stp.zip](#)

English

By downloading the CAD file I accept and agree to the [Terms and Conditions](#) of use.

### Product Specifications

[Application Specification](#)

English

### Agency Approvals

[Agency Approval Document](#)

English