



SL-156

TE Internal #: 1-770849-3

13 Position, Receptacle, Housing, Crimp, Wire-to-Board, UL 94V-0, 3.96 mm [.156 in] Centerline, 1 Row, 250 VAC, Wire & Cable, Power & Signal, SL-156

[View on TE.com >](#)

Connectors > Rectangular Connectors > Standard Rectangular Connectors > Receptacle Housing: Wire-to-Board, with Mating Alignment, SL156



Connector Product Type: **Housing**

Connector & Housing Type: **Receptacle**

Mating Retention Type: **Locking Ramp**

Connector System: **Wire-to-Board**

Contact Retention Within Housing: **Without**

[All Receptacle Housing: Wire-to-Board, with Mating Alignment, SL156 \(107\)](#)

Features

Product Type Features

Connector Product Type	Housing
Connector & Housing Type	Receptacle
Connector System	Wire-to-Board
Sealable	No
Connector & Contact Terminates To	Wire & Cable

Configuration Features

Number of Positions	13
Number of Rows	1

Electrical Characteristics

Operating Voltage	250 VAC
-------------------	---------

Body Features

Primary Product Color	Natural
-----------------------	---------



Contact Features

Contact Retention Within Housing	Without
Contact Type	Socket
Contact Current Rating (Max)	6.5 A

Termination Features

Termination Method to Wire & Cable	Crimp
------------------------------------	-------

Mechanical Attachment

Strain Relief	Without
Panel Mount Feature	Without
Mating Retention Type	Locking Ramp
Mating Retention	With
Connector Mounting Type	Cable Mount (Free-Hanging)

Housing Features

Centerline (Pitch)	3.96 mm [.156 in]
Housing Material	Nylon GF

Dimensions

	2.027 in
Wire Size	.0509 – .823 mm ²

Usage Conditions

Operating Temperature Range	-55 – 105 °C [-67 – 221 °F]
-----------------------------	-----------------------------

Operation/Application

Circuit Application	Power & Signal
---------------------	----------------

Industry Standards

Compatible With Agency/Standards Products	CSA, UL
UL Flammability Rating	UL 94V-0

Packaging Features

Packaging Quantity	1
Packaging Method	Package

Product Compliance

[For compliance documentation, visit the product page on TE.com>](#)











EU RoHS Directive 2011/65/EU	Compliant
EU ELV Directive 2000/53/EC	Compliant
China RoHS 2 Directive MIIT Order No 32, 2016	有害物质含量符合标准要求 No Restricted Substance(s) Above Threshold
EU REACH Regulation (EC) No. 1907/2006	Current ECHA Candidate List: JUNE 2025 (250) Candidate List Declared Against: JUNE 2025 (250) Does not contain REACH SVHC
Halogen Content	Low Halogen - Br, Cl, F < 900 ppm per homogenous material. Also BFR/CFR/PVC Free
Solder Process Capability	Not applicable for solder process capability

Product Compliance Disclaimer

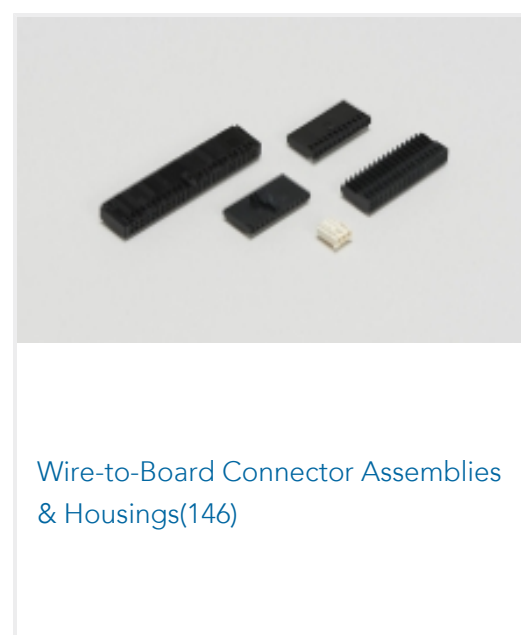

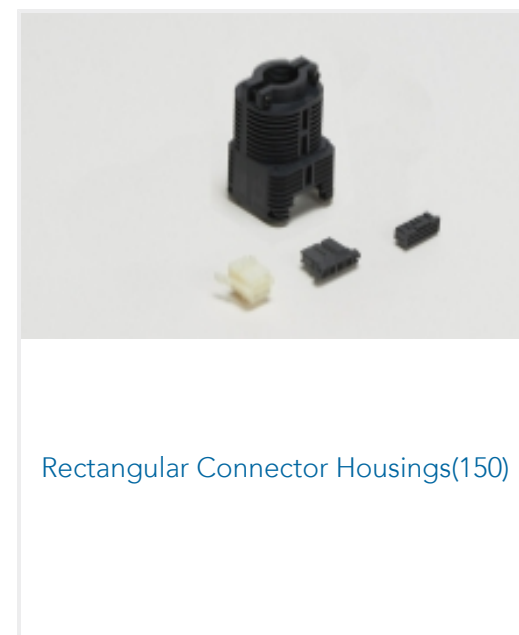
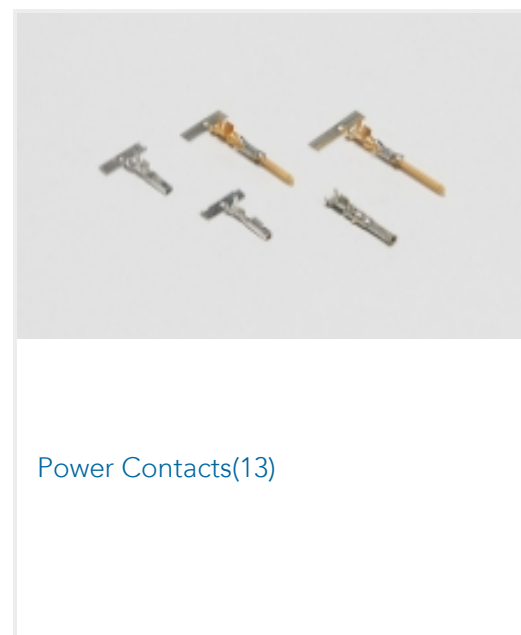

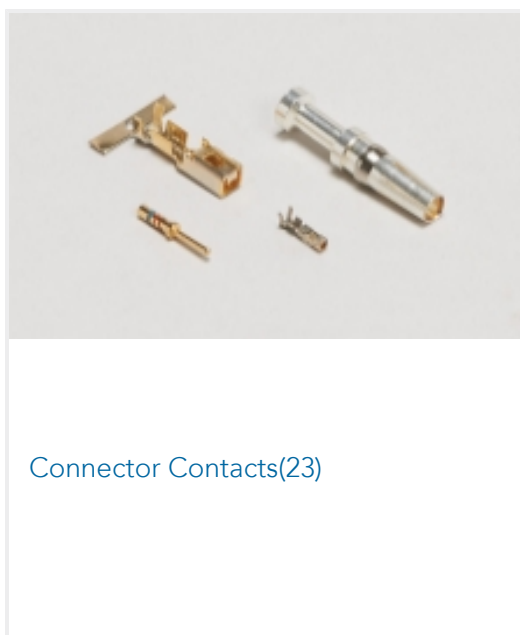
This information is provided based on reasonable inquiry of our suppliers and represents our current actual knowledge based on the information they provided. This information is subject to change. The part numbers that TE has identified as EU RoHS compliant have a maximum concentration of 0.1% by weight in homogenous materials for lead, hexavalent chromium, mercury, PBB, PBDE, DBP, BBP, DEHP, DIBP, and 0.01% for cadmium, or qualify for an exemption to these limits as defined in the Annexes of Directive 2011/65/EU (RoHS2). Finished electrical and electronic equipment products will be CE marked as required by Directive 2011/65/EU. Components may not be CE marked. Additionally, the part numbers that TE has identified as EU ELV compliant have a maximum concentration of 0.1% by weight in homogenous materials for lead, hexavalent chromium, and mercury, and 0.01% for cadmium, or qualify for an exemption to these limits as defined in the Annexes of Directive 2000/53/EC (ELV). Regarding the REACH Regulation, the information TE provides on SVHC in articles for this part number is based on the latest European Chemicals Agency (ECHA) 'Guidance on requirements for substances in articles' posted at this URL: <https://echa.europa.eu/guidance-documents/guidance-on-reach>

Compatible Parts



 <p>TE Part # 641937-4 03P MTA156 HDR ASSY STR W/O #2</p>	 <p>TE Part # 1-770996-3 13P SL 156 HSG W/TABS W/O LR</p>	 <p>TE Part # 1-640388-3 13P MTA156 HDR ASSY RN STR F/L</p>	 <p>TE Part # 1-640385-3 13P MTA156 HDR ASSY SQ R/A</p>
 <p>TE Part # 1-643067-3 13P MTA156 MOLDED COVER</p>	 <p>TE Part # 1-640445-3 13P MTA156 HDR ASSY FL/STR SN</p>	 <p>TE Part # 1-640384-3 13P MTA156 HDR ASSY STR RND SN</p>	 <p>TE Part # 1-640643-3 13P MTA156 COVER F/T</p>



Also in the Series | **SL-156**



Customers Also Bought

TE Part #806153-SF
FN3270H-320-99TE Part #817086-SF
FN2090LL-30-08TE Part #803417-SF
FN3280H-300-99TE Part #61758-1
187 FASTON REC 20-16 AWG BRTE Part #208979-2
CONV OUTLET ASSY (BLACK)TE Part #2-1393250-5
W28-XQ1A-10=W28-TE Part #1761609-3
IDC LOW PRO HDR 10P RA SHT LATTE Part #1776313-3
TSB200003DS=EUROPA T-BL,14.5MMTE Part #2-1879351-3
RR01 5% 24K AMMOTE Part #2001140-03
PACKARD INTERFACE CONN/CBL 3'

Documents

CAD Files

3D PDF

3D

Customer View Model

[ENG_CVM_CVM_1-770849-3_Z_c-1-770849-3-z.2d_dxf.zip](#)

English

Customer View Model

[ENG_CVM_CVM_1-770849-3_Z_c-1-770849-3-z.3d_igs.zip](#)

English

Customer View Model

[ENG_CVM_CVM_1-770849-3_Z_c-1-770849-3-z.3d_stp.zip](#)

English

By downloading the CAD file I accept and agree to the [Terms and Conditions](#) of use.

Product Specifications

Application Specification

English

Agency Approvals



[UL Report](#)

English