

1-967240-1 ✓ ACTIVE

AMP | Junior Power Timer

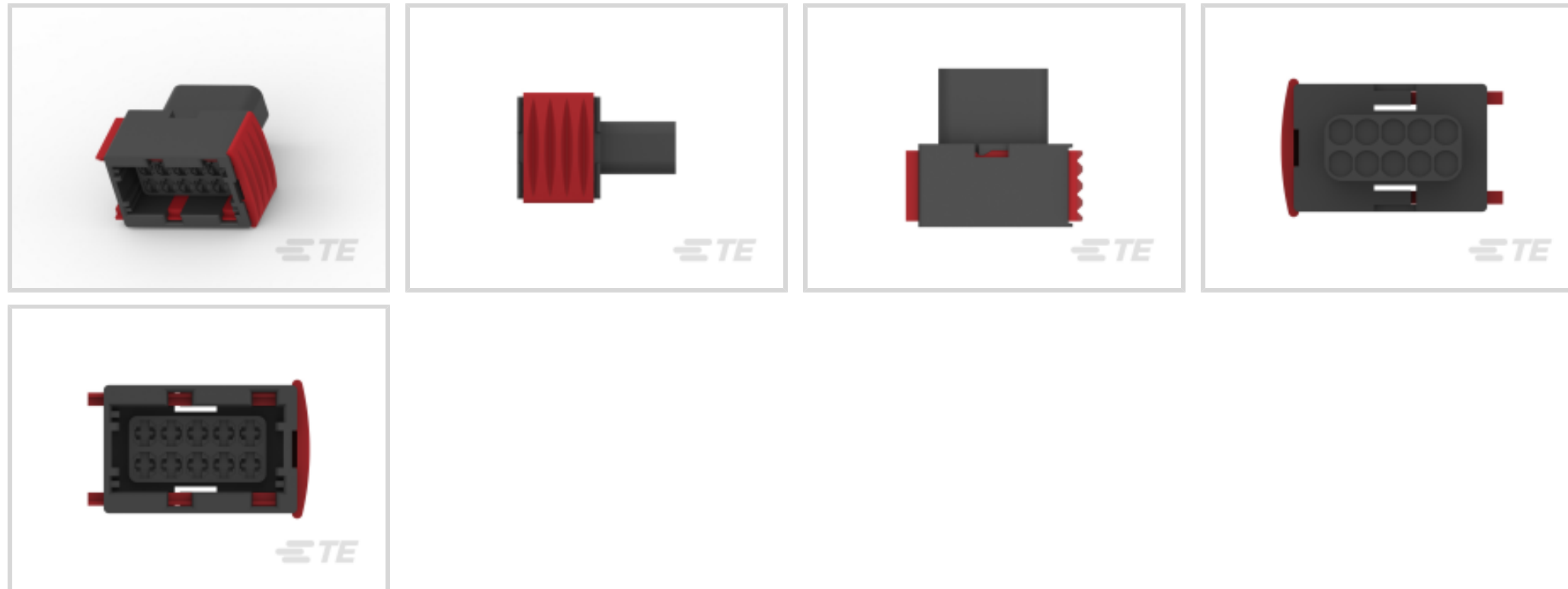
TE Internal #: 1-967240-1

12 V / 24 V / 48 V, 10 Position, Automotive Housing for Female Terminals, Wire-to-Board, 5 mm [.197 in] Centerline, Black, Junior Power Timer

[View on TE.com >](#)



Automotive Parts > Automotive Connectors > Automotive Housings > Timer Connector Housing



Nominal Voltage Architecture: 12 V, 24 V, 48 V

Connector & Housing Type: **Housing for Female Terminals**

Number of Positions: 10

Sealable: No

Operating Temperature Range: -40 – 85 °C [-40 – 185 °F]

[All Timer Connector Housing \(436\)](#)

Features

Product Type Features

| | |
|-----------------------------------|------------------------------|
| Mixed & Hybrid Connector | No |
| Connector Shape | Rectangular |
| Connector & Housing Type | Housing for Female Terminals |
| Sealable | No |
| Primary Locking Feature | Locking Lance |
| Connector System | Wire-to-Board |
| Connector & Contact Terminates To | Wire & Cable |

Configuration Features

| | |
|---------------------|----|
| Number of Positions | 10 |
| Number of Rows | 2 |

Electrical Characteristics

| | |
|------------------------------|------------------|
| Nominal Voltage Architecture | 12 V, 24 V, 48 V |
|------------------------------|------------------|



Body Features

| | |
|-------------------------|-------|
| Primary Product Color | Black |
| Connector & Keying Code | A1 |

Contact Features

| | |
|------------------------------|----------------|
| Contact Size | 2.8mm |
| Contact Type | Receptacle |
| Mating Tab Width | 2.8 mm[.11 in] |
| Contact Current Rating (Max) | 30 A |

Mechanical Attachment

| | |
|-----------------------------|----------------------------|
| Strain Relief | Without |
| Terminal Position Assurance | No |
| Mating Alignment Type | Keyed |
| Mating Alignment | With |
| Connector Mounting Type | Cable Mount (Free-Hanging) |

Housing Features

| | |
|--------------------|---------------|
| Housing Material | PBT GF30 |
| Centerline (Pitch) | 5 mm[.197 in] |

Dimensions

| | |
|--------------------|-------------------|
| Product Width | 37.75 mm[1.49 in] |
| Row-to-Row Spacing | 6 mm[.236 in] |
| Product Length | 42.3 mm[1.66 in] |
| Connector Height | 26.3 mm[1.03 in] |

Usage Conditions

| | |
|-----------------------------|---------------------------|
| Operating Temperature Range | -40 – 85 °C[-40 – 185 °F] |
| Operating Temperature (Max) | 85 °C[185 °F] |

Operation/Application

| | |
|---------------------|-------|
| Circuit Application | Power |
|---------------------|-------|

Packaging Features

| | |
|------------------|--------|
| Packaging Method | Carton |
|------------------|--------|

Other

| | |
|--------------------------------------|----|
| Serviceable | No |
| Connector Position Assurance Capable | No |



Product Compliance

For compliance documentation, visit the product page on [TE.com](#)>

| | |
|---|---|
| EU RoHS Directive 2011/65/EU | Compliant |
| EU ELV Directive 2000/53/EC | Compliant |
| China RoHS 2 Directive MIIT Order No 32, 2016 | 有害物质含量符合标准要求 No Restricted Substance(s) Above Threshold |
| EU REACH Regulation (EC) No. 1907/2006 | Current ECHA Candidate List: JUNE 2025 (250) Candidate List Declared Against: JUNE 2025 (250) Does not contain REACH SVHC |
| Halogen Content | BFR/CFR/PVC Free, but Br/Cl >900 ppm in other sources. |
| Solder Process Capability | Not applicable for solder process capability |

Product Compliance Disclaimer

This information is provided based on reasonable inquiry of our suppliers and represents our current actual knowledge based on the information they provided. This information is subject to change. The part numbers that TE has identified as EU RoHS compliant have a maximum concentration of 0.1% by weight in homogenous materials for lead, hexavalent chromium, mercury, PBB, PBDE, DBP, BBP, DEHP, DIBP, and 0.01% for cadmium, or qualify for an exemption to these limits as defined in the Annexes of Directive 2011/65/EU (RoHS2). Finished electrical and electronic equipment products will be CE marked as required by Directive 2011/65/EU. Components may not be CE marked. Additionally, the part numbers that TE has identified as EU ELV compliant have a maximum concentration of 0.1% by weight in homogenous materials for lead, hexavalent chromium, and mercury, and 0.01% for cadmium, or qualify for an exemption to these limits as defined in the Annexes of Directive 2000/53/EC (ELV). Regarding the REACH Regulation, the information TE provides on SVHC in articles for this part number is based on the latest European Chemicals Agency (ECHA) 'Guidance on requirements for substances in articles' posted at this URL: <https://echa.europa.eu/guidance-documents/guidance-on-reach>

Compatible Parts





TE Part # 828905-1
SINGLE-WIRE-SEAL(5MM HOLE)



TE Part # 963213-1
DICHTUNG F 962352

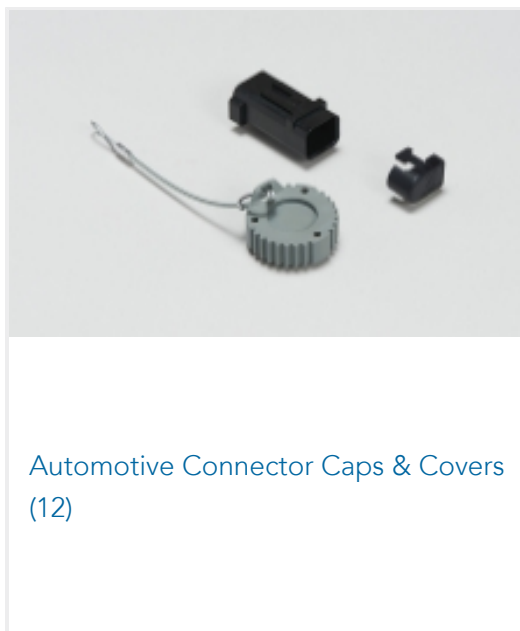


TE Part # 828904-1
SINGLE WIRE SEAL FOR J.P.T.CON

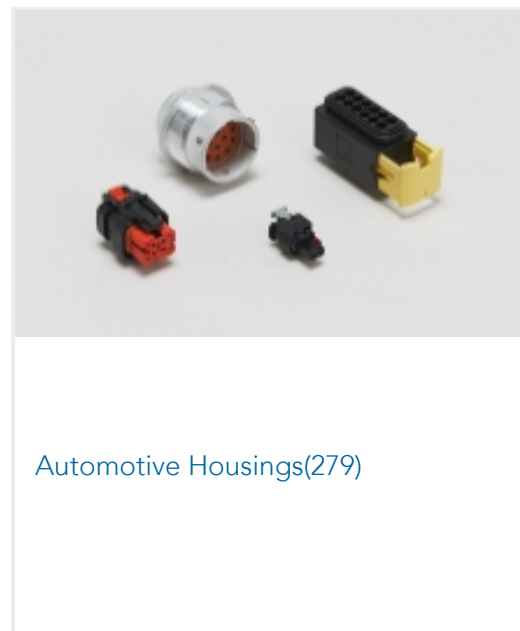


TE Part # 1-967601-1
MESSERLEISTE3,0 10P

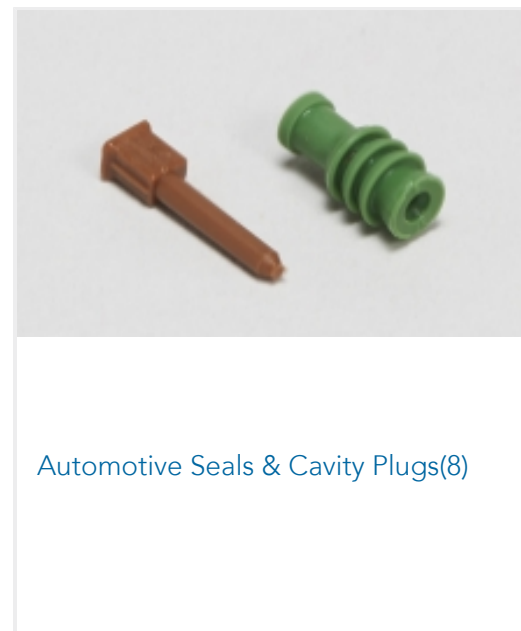
Also in the Series | Junior Power Timer



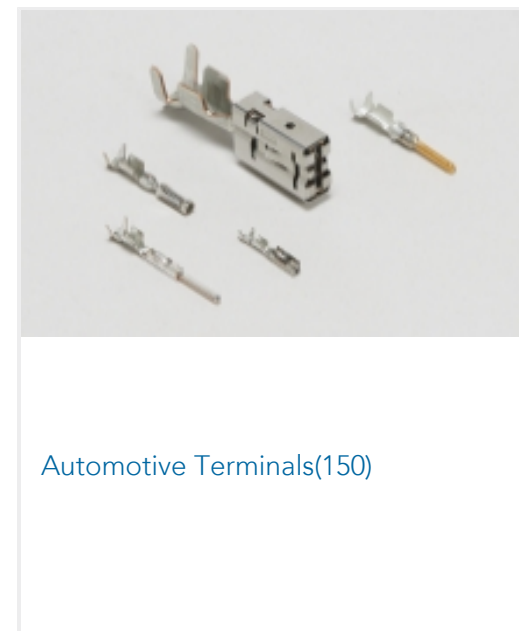
Automotive Connector Caps & Covers
(12)



Automotive Housings(279)



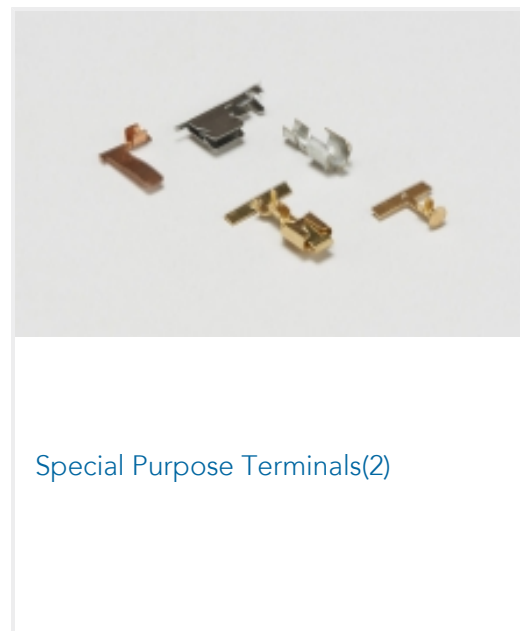
Automotive Seals & Cavity Plugs(8)



Automotive Terminals(150)



Module Components(1)




Special Purpose Terminals(2)

Customers Also Bought



TE Part #1-66741-9
TYPE XII FEMALE CONT (STRIP)



TE Part #281783-4
PLUG HE14 IDC 180 4 P AWG 26-24



TE Part #710979-1
XCT 4-6



TE Part #CAT-T4827-CH8172
Timer Connector Housing



TE Part #1333202-2
ANVIL, COMBINATION .062



TE Part #1623550-1
CRG1206 1% 68K



TE Part #1630024-1
HSC250 100R 5%



Documents

Product Drawings

JPT HOUSING ASSY 10P

German

CAD Files

3D PDF

3D

Customer View Model

[ENG_CVM_CVM_1-967240-1_B_c-1-967240-1-b.2d_dxf.zip](#)

English

Customer View Model

[ENG_CVM_CVM_1-967240-1_B_c-1-967240-1-b.3d_igs.zip](#)

English

Customer View Model

[ENG_CVM_CVM_1-967240-1_B_c-1-967240-1-b.3d_stp.zip](#)

English

By downloading the CAD file I accept and agree to the [Terms and Conditions](#) of use.

Product Specifications

Application Specification

English

Instruction Sheets

CONNECTEURS JPT ETANCHES A ETRIER POUR CONNEXIONS FIL A FIL PRECONISAT

English

Instruction Sheet (non U.S.)

English