



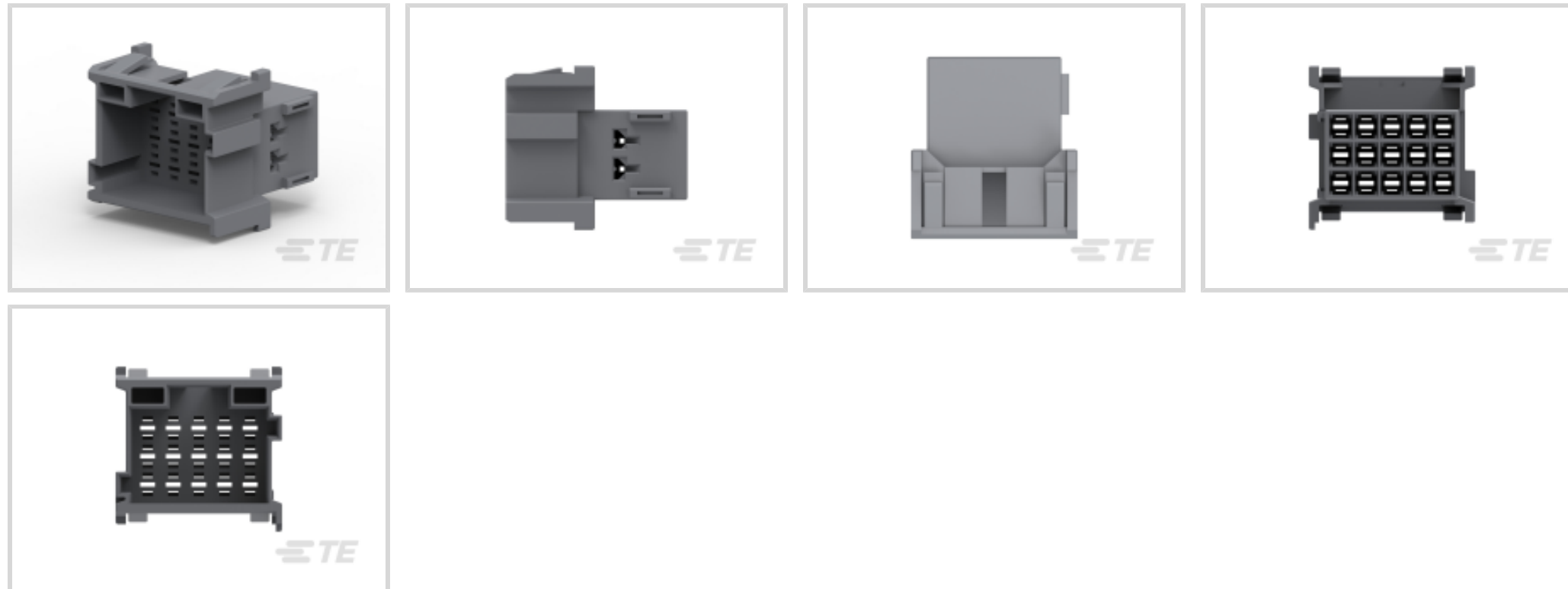
**Timer Connector System**

TE Internal #: 1-967628-6

12 V, 15 Position, Automotive Housing for Male Terminals, Wire-to-Wire, 5 mm [.197 in] Centerline, Gray, Wire & Cable, Power, Timer Connector System

[View on TE.com >](#)

Automotive Parts > Automotive Connectors > Automotive Housings > Timer Connector Housing



Nominal Voltage Architecture: 12 V

Connector & Housing Type: **Housing for Male Terminals**

Number of Positions: 15

Sealable: No

Operating Temperature Range: -40 – 120 °C [ -40 – 248 °F ]

[All Timer Connector Housing \(436\)](#)

**Features**

**Product Type Features**

|                                   |                            |
|-----------------------------------|----------------------------|
| Mixed & Hybrid Connector          | No                         |
| Connector Shape                   | Rectangular                |
| Connector & Housing Type          | Housing for Male Terminals |
| Sealable                          | No                         |
| Primary Locking Feature           | Integrated in Housing      |
| Connector System                  | Wire-to-Wire               |
| Connector & Contact Terminates To | Wire & Cable               |

**Configuration Features**

|                     |    |
|---------------------|----|
| Number of Positions | 15 |
| Number of Rows      | 3  |

**Electrical Characteristics**

|                   |        |
|-------------------|--------|
| Operating Voltage | 28 VDC |
|-------------------|--------|



|                              |      |
|------------------------------|------|
| Nominal Voltage Architecture | 12 V |
|------------------------------|------|

### Body Features

|                         |       |
|-------------------------|-------|
| Cable Exit Angle        | 180 ° |
| Primary Product Color   | Gray  |
| Connector & Keying Code | A     |

### Contact Features

|                  |                |
|------------------|----------------|
| Contact Size     | 2.8mm          |
| Contact Type     | Tab            |
| Mating Tab Width | 2.8 mm[.11 in] |

### Mechanical Attachment

|                             |                            |
|-----------------------------|----------------------------|
| Strain Relief               | Without                    |
| Terminal Position Assurance | Yes                        |
| Mating Alignment Type       | Keyed                      |
| Mating Alignment            | With                       |
| Connector Mounting Type     | Cable Mount (Free-Hanging) |

### Housing Features

|                    |               |
|--------------------|---------------|
| Housing Material   | PA GF         |
| Centerline (Pitch) | 5 mm[.197 in] |

### Dimensions

|                    |                  |
|--------------------|------------------|
| Row-to-Row Spacing | 5.5 mm[.217 in]  |
| Product Width      | 35.5 mm[1.39 in] |
| Product Length     | 32.5 mm[1.28 in] |
| Connector Height   | 30.6 mm[1.2 in]  |

### Usage Conditions

|                             |                            |
|-----------------------------|----------------------------|
| Operating Temperature Range | -40 – 120 °C[-40 – 248 °F] |
| Operating Temperature (Max) | 120 °C[248 °F]             |

### Operation/Application

|                     |       |
|---------------------|-------|
| Circuit Application | Power |
|---------------------|-------|

### Industry Standards

|                        |         |
|------------------------|---------|
| UL Flammability Rating | UL 94HB |
|------------------------|---------|

### Packaging Features



|                    |           |
|--------------------|-----------|
| Packaging Quantity | 800       |
| Packaging Method   | Bag & Box |

### Other

|                                      |    |
|--------------------------------------|----|
| Serviceable                          | No |
| Connector Position Assurance Capable | No |

## Product Compliance

[For compliance documentation, visit the product page on TE.com>](#)

|   |   |
|---|---|
| EU RoHS Directive 2011/65/EU                  | Compliant   |
| EU ELV Directive 2000/53/EC                   | Compliant   |
| China RoHS 2 Directive MIIT Order No 32, 2016 | 有害物质含量符合标准要求 No Restricted Substance(s) Above Threshold   |
| EU REACH Regulation (EC) No. 1907/2006        | Current ECHA Candidate List: JUNE 2025 (250)<br>Candidate List Declared Against: JUNE 2025 (250)<br>Does not contain REACH SVHC |
| Halogen Content                               | Low Halogen - Br, Cl, F < 900 ppm per homogenous material. Also BFR/CFR/PVC Free  |
| Solder Process Capability                     | Not applicable for solder process capability  |

#### Product Compliance Disclaimer

This information is provided based on reasonable inquiry of our suppliers and represents our current actual knowledge based on the information they provided. This information is subject to change. The part numbers that TE has identified as EU RoHS compliant have a maximum concentration of 0.1% by weight in homogenous materials for lead, hexavalent chromium, mercury, PBB, PBDE, DBP, BBP, DEHP, DIBP, and 0.01% for cadmium, or qualify for an exemption to these limits as defined in the Annexes of Directive 2011/65/EU (RoHS2). Finished electrical and electronic equipment products will be CE marked as required by Directive 2011/65/EU. Components may not be CE marked. Additionally, the part numbers that TE has identified as EU ELV compliant have a maximum concentration of 0.1% by weight in homogenous materials for lead, hexavalent chromium, and mercury, and 0.01% for cadmium, or qualify for an exemption to these limits as defined in the Annexes of Directive 2000/53/EC (ELV). Regarding the REACH Regulation, the information TE provides on SVHC in articles for this part number is based on the latest European Chemicals Agency (ECHA) 'Guidance on requirements for substances in articles' posted at this URL: <https://echa.europa.eu/guidance-documents/guidance-on-reach>

## Compatible Parts



TE Part # CAT-T4827-T273  
TIMER, RECEPTACLE AND TAB



TE Part # 8-968973-2  
MCP2.8 GEH ASSY 15P

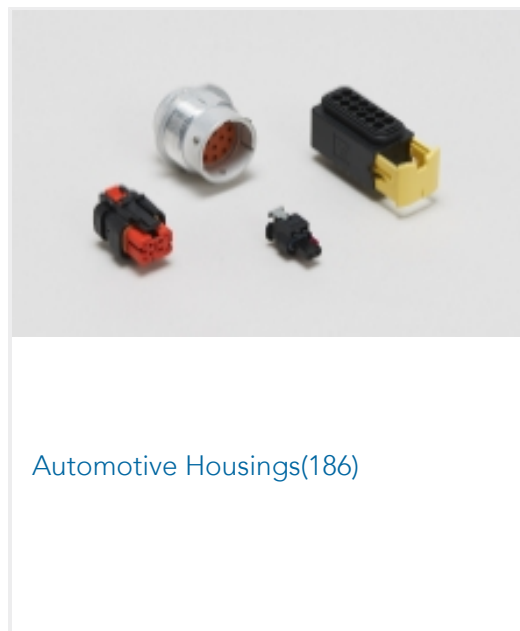


TE Part # 967633-1  
2. KONT-SICHERUNG 15P

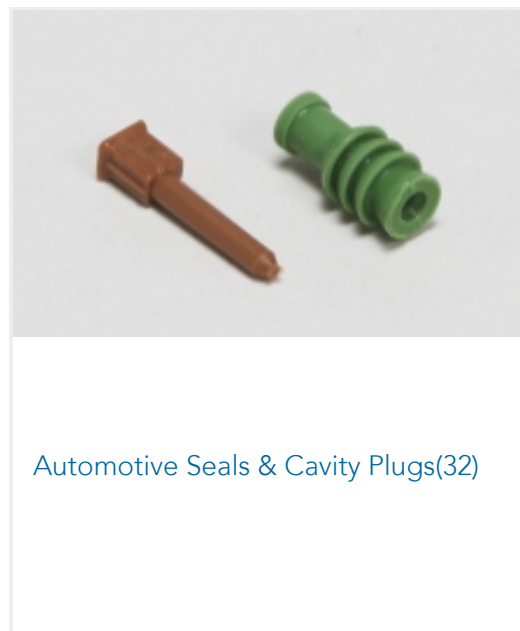
### Also in the Series | Timer Connector System



Automotive Connector Locks & Position Assurance(15)




Automotive Housings(186)



Automotive Seals & Cavity Plugs(32)



Automotive Signal & Power Connector Housings(136)



Other Automotive Connector Accessories(1)

### Customers Also Bought



TE Part #HDP24-24-31SE-L015  
REC, 31P, BLK, E, THD, 16, S



TE Part #K1133449  
Relay 29-212-12-A-946



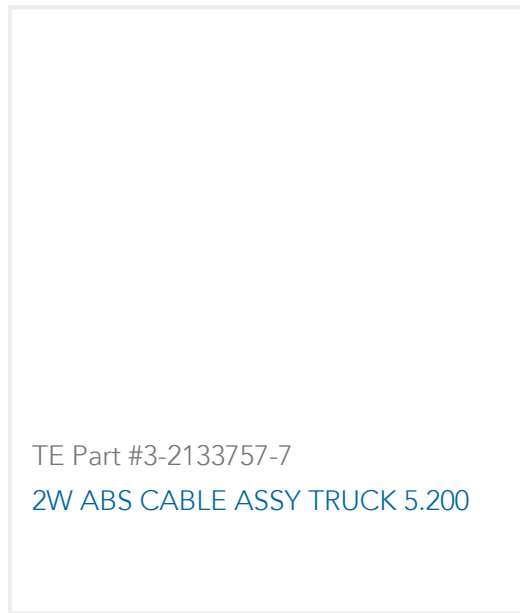
TE Part #CAT-T4827-CH8172  
Timer Connector Housing



TE Part #CAT-AM705-CH8173  
AMP Unsealed Connector Housing



TE Part #5177984-6  
0.8FH,P05H.5,140,08/Sn,TU



TE Part #3-2133757-7  
2W ABS CABLE ASSY TRUCK 5.200



## Documents

### Product Drawings

[FLACHSTE-GEH2,8 15P](#)

English

---

### CAD Files

Customer View Model

[ENG\\_CVM\\_CVM\\_1-967628-6\\_E.2d\\_dxf.zip](#)

English

3D PDF

3D

Customer View Model

[ENG\\_CVM\\_CVM\\_1-967628-6\\_E.3d\\_igs.zip](#)

English

Customer View Model

[ENG\\_CVM\\_CVM\\_1-967628-6\\_E.3d\\_stp.zip](#)

English

By downloading the CAD file I accept and agree to the [Terms and Conditions](#) of use.

---

### Product Specifications

[Application Specification](#)

English