




Connectors > Connector Accessories > Connector Adapters & Connector Savers



Connector Interface Adapter Type: **In-Series Adapter**

Body Orientation: **Straight**

Side A Interface: **SMA**

Side A Gender: **Jack**

Side B Interface: **SMA**

Features

Product Type Features

Connector Interface Adapter Type	In-Series Adapter
Side A Interface	SMA
Side A Gender	Jack
Side B Interface	SMA
Side B Gender	Plug
Connector System	Cable-to-Cable
Sealable	No

Configuration Features

Number of Positions	1
---------------------	---

Electrical Characteristics

Impedance	50 Ω
-----------	------

Contact Features

RF Connector Center Contact Material	Beryllium Copper
RF Connector Center Contact Plating Material	Gold (Au)

Housing Features



Body Orientation	Straight
------------------	----------

Usage Conditions

Operating Temperature Range	-65 – 165 °C[-85 – 329 °F]
-----------------------------	----------------------------

Operation/Application

Circuit Application	Signal
---------------------	--------

Product Compliance

[For compliance documentation, visit the product page on TE.com>](#)

EU RoHS Directive 2011/65/EU	Compliant with Exemptions
------------------------------	---------------------------

EU ELV Directive 2000/53/EC	Not Yet Reviewed
-----------------------------	------------------

China RoHS 2 Directive MIIT Order No 32, 2016	Restricted Materials Above Threshold
---	--------------------------------------

EU REACH Regulation (EC) No. 1907/2006	<p>Current ECHA Candidate List: JAN 2025 (247) Candidate List Declared Against: JAN 2024 (240) SVHC > Threshold: Pb (4.35% in Component Part)</p>
--	---

Article Safe Usage Statements:

Do not eat, drink or smoke when using this product. Wash thoroughly after handling. Recycle if possible and dispose of the article by following all applicable governmental regulations relevant to your geographic location.

Halogen Content	Low Bromine/Chlorine - Br and Cl < 900 ppm per homogenous material. Also BFR /CFR/PVC Free
-----------------	--

Solder Process Capability	Not reviewed for solder process capability
---------------------------	--

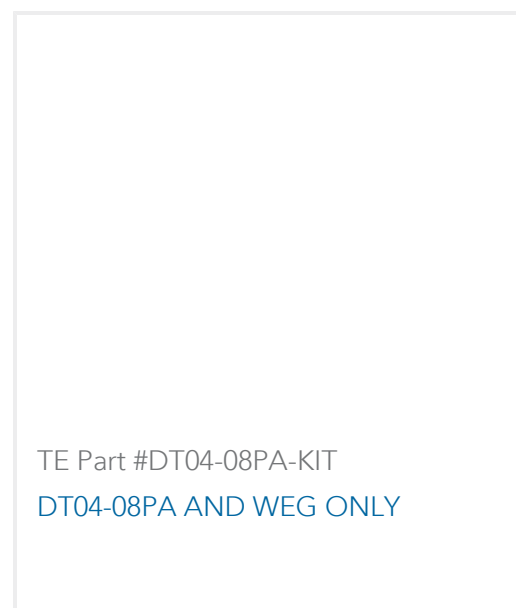
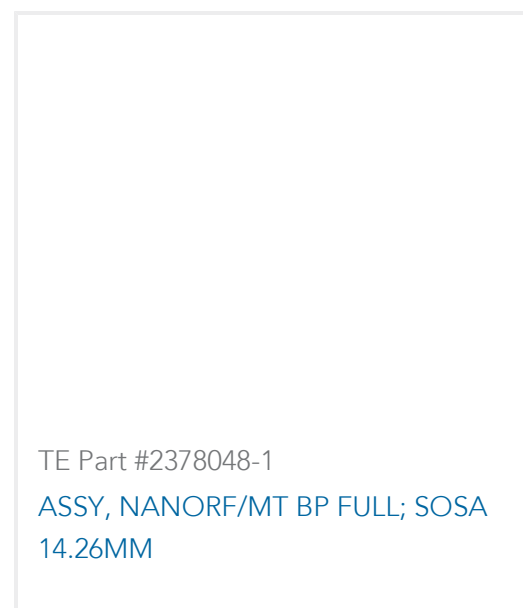
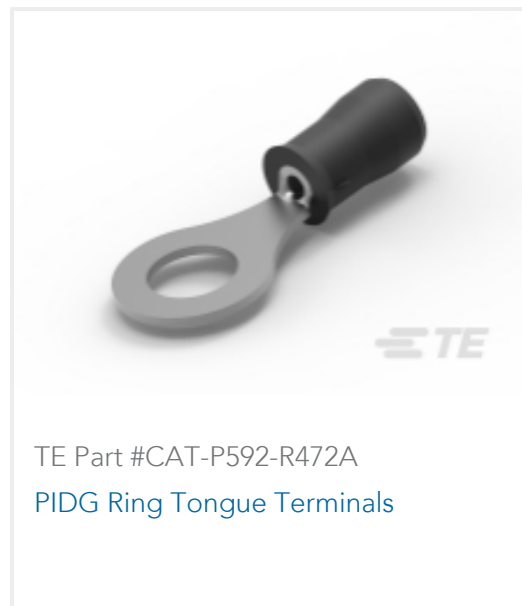
Product Compliance Disclaimer

This information is provided based on reasonable inquiry of our suppliers and represents our current actual knowledge based on the information they provided. This information is subject to change. The part numbers that TE has identified as EU RoHS compliant have a maximum concentration of 0.1% by weight in homogenous materials for lead, hexavalent chromium, mercury, PBB, PBDE, DBP, BBP, DEHP, DIBP, and 0.01% for cadmium, or qualify for an exemption to these limits as defined in the Annexes of Directive 2011/65/EU (RoHS2). Finished electrical and electronic equipment products will be CE marked as required by Directive 2011/65/EU. Components may not be CE marked. Additionally, the part numbers that TE has identified as EU ELV compliant have a maximum concentration of 0.1% by weight in homogenous materials for lead, hexavalent chromium, and mercury, and 0.01% for cadmium, or qualify for an exemption to these limits as defined in the Annexes of Directive 2000/53/EC (ELV). Regarding the REACH Regulation, the information TE provides on SVHC in articles for this part number is based on the latest European Chemicals Agency (ECHA) 'Guidance on requirements for substances in articles' posted at this URL: <https://echa.europa.eu/guidance-documents/guidance-on-reach>

Compatible Parts



Customers Also Bought



Documents

Product Drawings

EP-SMA,ADAPTER,STRAIGHT,27GHZ,F TO M

English

CAD Files

3D PDF

3D

Customer View Model

[ENG_CVM_CVM_2081888-1_1.2d_dxf.zip](#)

English

Customer View Model

[ENG_CVM_CVM_2081888-1_1.3d_igs.zip](#)

English

Customer View Model

[ENG_CVM_CVM_2081888-1_1.3d_stp.zip](#)

English

By downloading the CAD file I accept and agree to the [Terms and Conditions](#) of use.



Product Specifications

Product Specification

English