

3-176976-2 ✓ ACTIVE

AMP Universal Power

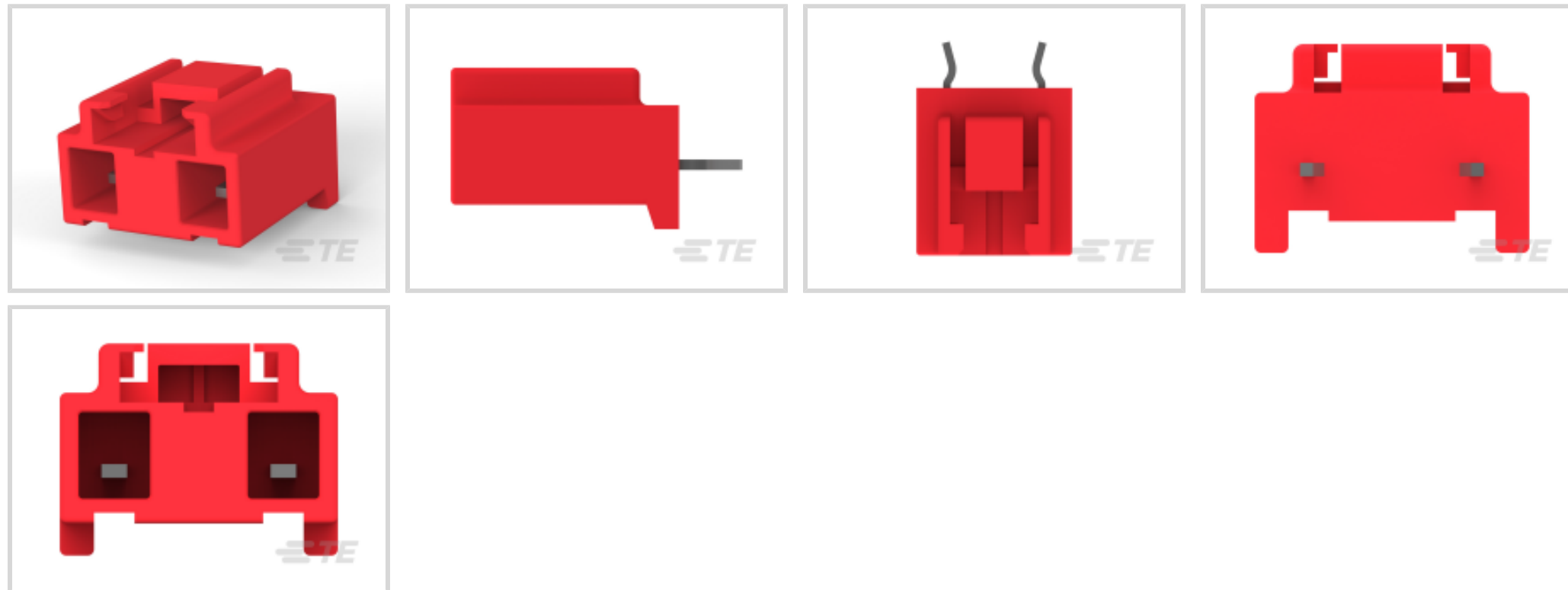
TE Internal #: 3-176976-2

PCB Mount Header, Vertical, Wire-to-Board, 3 Position, 7.92 mm [.311 in] Centerline, Fully Shrouded, Tin (Sn), AMP Universal Power

[View on TE.com >](#)



Connectors > PCB Connectors > PCB Headers & Receptacles



PCB Connector Type: **PCB Mount Header**

PCB Mount Orientation: **Vertical**

Connector System: **Wire-to-Board**

Number of Positions: **3**

Centerline (Pitch): **7.92 mm [.311 in]**

### Features

#### Product Type Features

Mixed & Hybrid Header	No
Connector Shape	Rectangular
PCB Connector Type	PCB Mount Header
Connector System	Wire-to-Board
Header Type	Fully Shrouded
Sealable	No
Connector & Contact Terminates To	Printed Circuit Board
Connector Product Type	Connector Assembly

#### Configuration Features

Number of Columns	3
Number of Loaded Positions	2
Connector Contact Load Condition	Selectively Loaded
PCB Mount Orientation	Vertical
Number of Positions	3
Number of Rows	1



Number of Power Positions	2
---------------------------	---

### Electrical Characteristics

Operating Voltage	300 VAC
-------------------	---------

### Body Features

Primary Product Color	Red
-----------------------	-----

### Contact Features

Contact Underplating Material	Nickel
-------------------------------	--------

Contact Underplating Material Thickness	.8 – 1.8 $\mu\text{m}$ [31.49 – 70.86 $\mu\text{in}$ ]
---	--

PCB Contact Termination Area Plating Material Finish	Bright
--	--------

Contact Size	1.2mm
--------------	-------

Mating Tab Width	1.2 mm[.047 in]
------------------	-----------------

PCB Contact Termination Area Plating Material Thickness	1 $\mu\text{m}$ [39.37 $\mu\text{in}$ ]
---	---

Contact Shape & Form	Rectangular
----------------------	-------------

Contact Layout	Inline
----------------	--------

Contact Base Material	Brass
-----------------------	-------

Mating Tab Thickness	.64 mm[.025 in]
----------------------	-----------------

Contact Mating Area Plating Material	Tin (Sn)
--------------------------------------	----------

Contact Mating Area Plating Material Finish	Bright
---	--------

Contact Mating Area Plating Material Thickness	1 $\mu\text{m}$ [39.37 $\mu\text{in}$ ]
--	---

Contact Type	Tab
--------------	-----

Contact Current Rating (Max)	11 A
------------------------------	------

PCB Contact Termination Area Plating Material	Tin
---	-----

### Termination Features

Rectangular Termination Post & Tail Width	.64 mm[.025 in]
---	-----------------

Rectangular Termination Post & Tail Thickness	.64 mm[.025 in]
---	-----------------

Termination Post & Tail Length	3.8 mm[.15 in]
--------------------------------	----------------

Termination Method to PCB	Through Hole - Solder
---------------------------	-----------------------

### Mechanical Attachment

Panel Mount Feature	Without
---------------------	---------

Mating Retention Type	Locking Latch
-----------------------	---------------

PCB Mount Retention Type	Kinked
--------------------------	--------

PCB Mount Alignment	Without
---------------------	---------



Mating Retention	With
PCB Mount Retention	With
Connector Mounting Type	Board Mount
Mating Alignment	Without

### Housing Features

Mating Entry Location	Top
Centerline (Pitch)	7.92 mm [.311 in]
Housing Material	Nylon 6/6 GF

### Dimensions

Connector Width	9.9 mm [.39 in]
PCB Thickness (Recommended)	1.6 mm [.063 in]
Connector Height	14 mm [.551 in]
Connector Length	13.02 mm [.513 in]

### Usage Conditions

Operating Temperature (Max)	105 °C [221 °F]
Operating Temperature Range	-30 – 105 °C [-22 – 221 °F]

### Operation/Application

Circuit Application	Power
---------------------	-------

### Industry Standards

Glow Wire Rating	Standard Part - Not Glow Wire
UL Flammability Rating	UL 94V-0

### Packaging Features

Packaging Quantity	400
Packaging Method	Bag

### Other

Position Locations Omitted	2
Number of Blocked Positions	1

### Product Compliance

[For compliance documentation, visit the product page on TE.com>](#)

EU RoHS Directive 2011/65/EU	Compliant
EU ELV Directive 2000/53/EC	Compliant





China RoHS 2 Directive MIIT Order No 32, 2016	No Restricted Materials Above Threshold
EU REACH Regulation (EC) No. 1907/2006	Current ECHA Candidate List: JUNE 2025 (250) Candidate List Declared Against: JUNE 2025 (250) Does not contain REACH SVHC
Halogen Content	Not Low Halogen - contains Br or Cl > 900 ppm.
Solder Process Capability	Wave solder capable to 265°C

Product Compliance Disclaimer

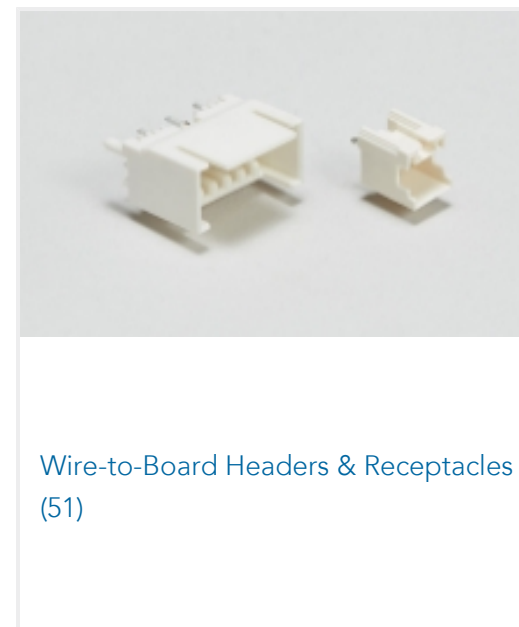
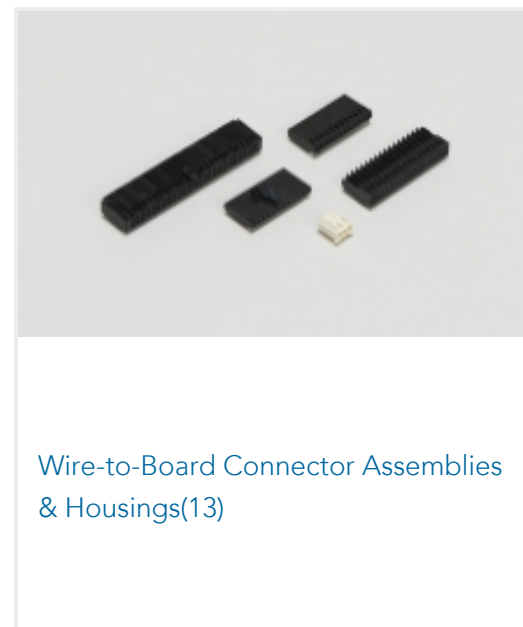
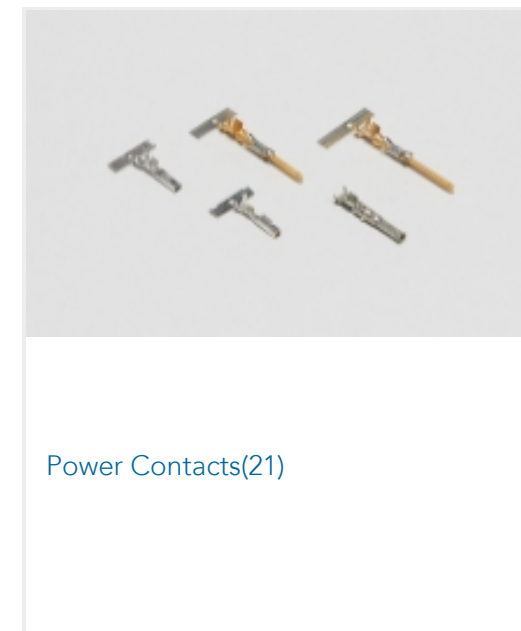
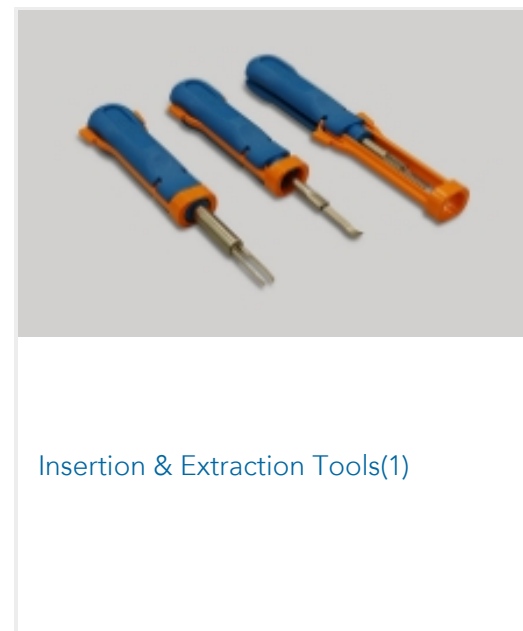

This information is provided based on reasonable inquiry of our suppliers and represents our current actual knowledge based on the information they provided. This information is subject to change. The part numbers that TE has identified as EU RoHS compliant have a maximum concentration of 0.1% by weight in homogenous materials for lead, hexavalent chromium, mercury, PBB, PBDE, DBP, BBP, DEHP, DIBP, and 0.01% for cadmium, or qualify for an exemption to these limits as defined in the Annexes of Directive 2011/65/EU (RoHS2). Finished electrical and electronic equipment products will be CE marked as required by Directive 2011/65/EU. Components may not be CE marked. Additionally, the part numbers that TE has identified as EU ELV compliant have a maximum concentration of 0.1% by weight in homogenous materials for lead, hexavalent chromium, and mercury, and 0.01% for cadmium, or qualify for an exemption to these limits as defined in the Annexes of Directive 2000/53/EC (ELV). Regarding the REACH Regulation, the information TE provides on SVHC in articles for this part number is based on the latest European Chemicals Agency (ECHA) 'Guidance on requirements for substances in articles' posted at this URL: <https://echa.europa.eu/guidance-documents/guidance-on-reach>

### Compatible Parts

 <p>TE Part # 176272-4 AMP UNIVERSAL POWER PLUG 3P</p>	 <p>TE Part # 178125-2 UNIVERSAL POWER PLUG HSG 2P</p>	 <p>TE Part # 178125-6 U/POWER PLUG HSG 2P 7.29</p>	 <p>TE Part # 176272-9 AMP UNIVERSAL POWER PLUG 3P</p>
 <p>TE Part # 178125-4 U/POWER PLUG HSG 2P 7.29MM</p>	 <p>TE Part # 178125-9 UNIVERSAL POWER PLUG HSG 2P</p>	 <p>TE Part # 178125-1 U/POWER PLUG HSG 2P 7.92M/M</p>	 <p>TE Part # 176272-6 AMP UNIVERSAL POWER PLUG 3P</p>



## Also in the Series | AMP Universal Power



## Customers Also Bought





## Documents

### Product Drawings

#### UNIV POWER HDR ASSY 3P RED

English

### CAD Files

#### 3D PDF

3D

#### Customer View Model

[ENG\\_CVM\\_CVM\\_3-176976-2\\_E\\_c-3-176976-2-e.2d\\_dxf.zip](#)

English

#### Customer View Model

[ENG\\_CVM\\_CVM\\_3-176976-2\\_E\\_c-3-176976-2-e.3d\\_igs.zip](#)

English

#### Customer View Model

[ENG\\_CVM\\_CVM\\_3-176976-2\\_E\\_c-3-176976-2-e.3d\\_stp.zip](#)

English

By downloading the CAD file I accept and agree to the [Terms and Conditions](#) of use.

### Product Specifications

#### Crimping of Universal Power Contact

English

#### Power Cord Connector

English

#### Product Specification

English

#### Product Specification

Japanese

#### AMP Universal Power Connector

Japanese

### Instruction Sheets

#### AMP UNIVERSAL POWER CONNECTOR SERIES

English

#### Instruction Sheet (non U.S.)

English



---

[Agency Approvals](#)

[UL Report](#)

English