

3-640429-5 ✓ ACTIVE



MTA 156

TE Internal #: 3-640429-5


5 Position, Receptacle, Connector Assembly, Insulation

Displacement (IDC), Wire-to-Board, Tin (Sn), UL 94V-2, 3.96 mm [

156 in] Centerline, MTA 156

[View on TE.com >](#)

Connectors > Rectangular Connectors > Standard Rectangular Connectors



Connector Product Type: **Connector Assembly**

Mating Alignment: **Without**

Connector & Housing Type: **Receptacle**

Mating Retention Type: **Locking Ramp**

Connector System: **Wire-to-Board**

Features

Product Type Features

Compatible With Discrete Wire Type	Stranded
Connector Product Type	Connector Assembly
Connector & Housing Type	Receptacle
Connector System	Wire-to-Board
Sealable	No
Connector & Contact Terminates To	Wire & Cable

Configuration Features

Number of Positions	5
Number of Rows	1
Number of Power Positions	5

Electrical Characteristics

Operating Voltage	600 VAC
-------------------	---------

Body Features

Primary Product Color	White
-----------------------	-------



Cable Exit Angle	90°
------------------	-----

Contact Features

Contact Underplating Material	Nickel
Contact Underplating Material Thickness	30 µm [.762 µin]
Contact Layout	Inline
Contact Base Material	Copper Alloy
Wire Contact Termination Area Plating Thickness	2.03 – 5.08 µm [80 – 200 µin]
Contact Mating Area Plating Material	Tin (Sn)
Contact Retention Within Housing	With
Contact Current Rating (Max)	7 A
Contact Type	Receptacle
Wire Contact Termination Area Plating Material	Tin
Contact Mating Area Plating Material Thickness	2.03 – 5.08 µm [80 – 200 µin]

Termination Features

Termination Method to Wire & Cable	Insulation Displacement (IDC)
------------------------------------	-------------------------------

Mechanical Attachment

Strain Relief	With
Panel Mount Feature	Without
Contact Retention Type Within Housing	Locking Lance
Mating Alignment	Without
Mating Retention Type	Locking Ramp
Mating Retention	With
Connector Mounting Type	Cable Mount (Free-Hanging)

Housing Features

Wire & Cable IDC Installation Type	Closed End
Centerline (Pitch)	3.96 mm [.156 in]
Housing Material	Nylon

Dimensions

Compatible Insulation Diameter Range	2.41 mm [.095 in]
Connector Height	9.02 mm [.355 in]
Connector Length	19.81 mm [.78 in]
Wire Size	.2 mm ²



Usage Conditions

Operating Temperature Range	-55 – 105 °C[-67 – 221 °F]
-----------------------------	----------------------------

Operation/Application

Circuit Application	Power & Signal
---------------------	----------------

Industry Standards

Compatible With Agency/Standards Products	CSA, UL
UL Rating	Recognized
Compatible With Approved Standards Products	UL E28476
CSA Rating	Certified, LR 7189
UL Flammability Rating	UL 94V-2
Glow Wire Rating	Standard Part - Not Glow Wire

Packaging Features

Packaging Quantity	250
Packaging Method	Bag & Box

Product Compliance

[For compliance documentation, visit the product page on TE.com>](#)

EU RoHS Directive 2011/65/EU	Compliant
EU ELV Directive 2000/53/EC	Compliant
China RoHS 2 Directive MIIT Order No 32, 2016	No Restricted Materials Above Threshold
EU REACH Regulation (EC) No. 1907/2006	Current ECHA Candidate List: JUNE 2025 (250) Candidate List Declared Against: JUNE 2025 (250) Does not contain REACH SVHC
Halogen Content	Low Halogen - Br, Cl, F < 900 ppm per homogenous material. Also BFR/CFR/PVC Free
Solder Process Capability	Not applicable for solder process capability

Product Compliance Disclaimer

This information is provided based on reasonable inquiry of our suppliers and represents our current actual knowledge based on the information they provided. This information is subject to change. The part numbers that TE has identified as EU RoHS compliant have a maximum concentration of 0.1% by weight in homogenous materials for lead, hexavalent chromium, mercury, PBB, PBDE, DBP, BBP, DEHP, DIBP, and 0.01% for cadmium, or qualify for an exemption to these limits as defined in the Annexes of Directive 2011/65/EU (RoHS2). Finished electrical and electronic equipment products will be CE marked as required by Directive 2011/65/EU. Components may not be CE marked. Additionally, the part numbers that TE has identified as EU ELV compliant have a maximum concentration of 0.1% by weight in homogenous materials for lead, hexavalent chromium, and mercury, and 0.01% for cadmium, or qualify for an exemption to these limits

as defined in the Annexes of Directive 2000/53/EC (ELV). Regarding the REACH Regulation, the information TE provides on SVHC in articles for this part number is based on the latest European Chemicals Agency (ECHA) 'Guidance on requirements for substances in articles' posted at this URL: <https://echa.europa.eu/guidance-documents/guidance-on-reach>

Compatible Parts





TE Part # 2-647125-5
05P MTA156 SHRD HDR ASSY LF



TE Part # 2-647127-5
05P MTA156 SHRD HDR ASSY LF



TE Part # 643495-2
05P MTA156 HDR ASSY W/O#2&4

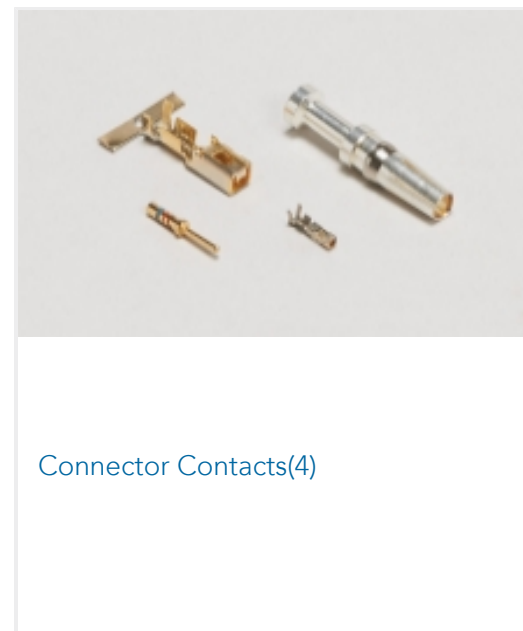


TE Part # 2-647123-5
05P MTA156 SHRD HDR ASSY SQ SN

Also in the Series | **MTA 156**



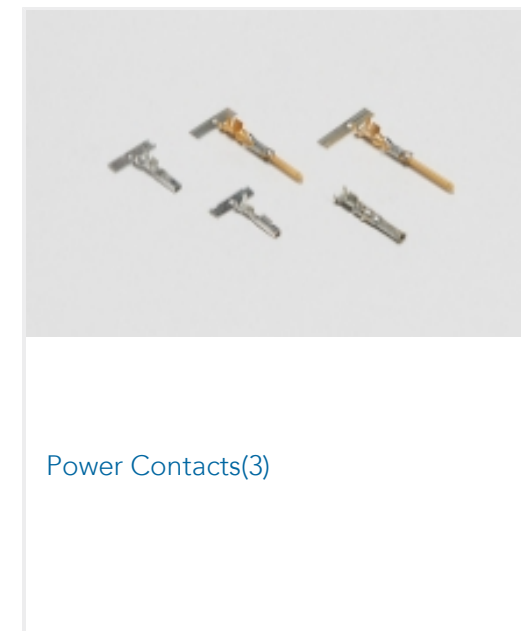
Connector Caps & Covers(89)



Connector Contacts(4)




Connector Hardware(2)



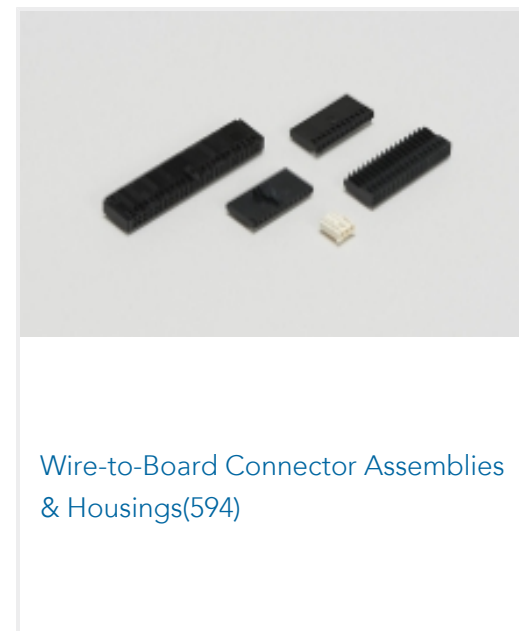
Power Contacts(3)



Rectangular Power Connectors(1178)

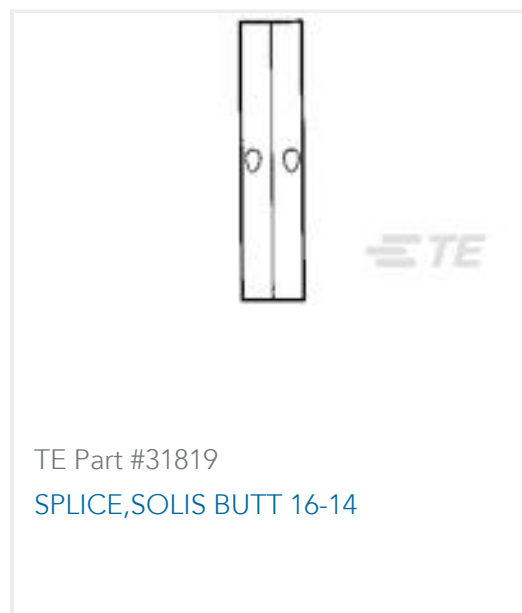


Standard Rectangular Connectors(667)



Wire-to-Board Connector Assemblies & Housings(594)

Customers Also Bought



TE Part #31819
SPLICE,SOLIS BUTT 16-14



TE Part #34145
PG R 22-16 COMM 22-18 MIL 8



TE Part #130126
PG RING



TE Part #3-640427-3
03P MTA156 CONN ASSY 20AWG YEL



TE Part #CAT-C339-H85913
Power Resistors: Aluminum Housed,
HSA



TE Part #1757835-2
AMPLIMITE,PLUG ASY,R/A,109,ZN,2



TE Part #1757836-4
AMPLIMITE,R/A RCPT ASY,109,ZN,4



Documents

Product Drawings

[05P MTA156 CONN ASSY 24AWG WHT](#)

English

CAD Files

[3D PDF](#)

English

Customer View Model

[ENG_CVM_3-640429-5_S.2d_dxf.zip](#)

English

Customer View Model

[ENG_CVM_3-640429-5_S.3d_igs.zip](#)

English

Customer View Model

[ENG_CVM_3-640429-5_S.3d_stp.zip](#)

English

[3D PDF](#)

3D

Customer View Model

[ENG_CVM_CVM_3-640429-5_N.2d_dxf.zip](#)

English

Customer View Model

[ENG_CVM_CVM_3-640429-5_N.3d_igs.zip](#)

English

Customer View Model

[ENG_CVM_CVM_3-640429-5_N.3d_stp.zip](#)

English

By downloading the CAD file I accept and agree to the [Terms and Conditions](#) of use.

Product Specifications

[Application Specification](#)

English

Agency Approvals

[Agency Approval Document](#)

English