

3-640442-4 ✓ ACTIVE



MTA 100

TE Internal #: 3-640442-4


4 Position, Receptacle, Connector Assembly, Insulation

Displacement (IDC), Wire-to-Board, Tin (Sn), Normal, UL 94V-2,

MTA 100

[View on TE.com >](#)

Connectors > Rectangular Connectors > Standard Rectangular Connectors > MTA Receptacle: Nylon, Tin Plated, 2.54 mm



Connector Product Type: **Connector Assembly**

Mating Alignment: **Without**

Connector & Housing Type: **Receptacle**

Mating Retention Type: **Locking Ramp**

Connector System: **Wire-to-Board**

[All MTA Receptacle: Nylon, Tin Plated, 2.54 mm \(167\)](#)

Features

Product Type Features

| | |
|------------------------------------|--------------------|
| Compatible With Discrete Wire Type | Stranded |
| Connector Product Type | Connector Assembly |
| Connector & Housing Type | Receptacle |
| Connector System | Wire-to-Board |
| Insertion Force Type | Normal |
| Sealable | No |
| Connector & Contact Terminates To | Wire & Cable |

Configuration Features

| | |
|---------------------|-----|
| Number of Cavities | 4 |
| Contacts Preloaded | Yes |
| Number of Positions | 4 |
| Number of Rows | 1 |



Electrical Characteristics

| | |
|-------------------|---------|
| Operating Voltage | 250 VAC |
|-------------------|---------|

Body Features

| | |
|-----------------------|------|
| Primary Product Color | Blue |
|-----------------------|------|

Contact Features

| | |
|------------------------------------------------|------------|
| Contact Underplating Material | Nickel |
| Wire Contact Termination Area Plating Material | Tin |
| Contact Type | Receptacle |
| Contact Mating Area Plating Material | Tin (Sn) |
| Contact Retention Within Housing | With |
| Contact Current Rating (Max) | 5 A |

Termination Features

| | |
|------------------------------------|-------------------------------|
| Termination Method to Wire & Cable | Insulation Displacement (IDC) |
|------------------------------------|-------------------------------|

Mechanical Attachment

| | |
|---------------------------------------|----------------------------|
| Contact Retention Type Within Housing | Locking Lance |
| Mating Alignment | Without |
| Mating Retention Type | Locking Ramp |
| Mating Retention | With |
| Connector Mounting Type | Cable Mount (Free-Hanging) |

Housing Features

| | |
|--------------------|----------------|
| Housing Material | Nylon 6/6 |
| Centerline (Pitch) | 2.54 mm[.1 in] |

Dimensions

| | |
|------------------|------------------|
| Connector Width | 6.99 mm[.275 in] |
| Connector Height | 13.21 mm[.52 in] |
| Wire Size | 26 AWG |
| Connector Length | 10.16 mm[.4 in] |

Usage Conditions

| | |
|-----------------------------|----------------------------|
| Operating Temperature Range | -55 – 105 °C[-67 – 221 °F] |
|-----------------------------|----------------------------|

Operation/Application

| | |
|---------------------|--------|
| Shielded | No |
| Circuit Application | Signal |



Industry Standards

| | |
|---------------------------------------------|------------|
| Compatible With Agency/Standards Products | CSA, UL |
| UL Rating | Recognized |
| Compatible With Approved Standards Products | UL E28476 |
| CSA Rating | LR 7189 |
| UL Flammability Rating | UL 94V-2 |

Packaging Features

| | |
|--------------------|---------|
| Packaging Quantity | 500 |
| Packaging Method | Bag/Box |

Product Compliance

[For compliance documentation, visit the product page on TE.com>](#)

| | |
|-----------------------------------------------|---------------------------------------------------------------------------------------------------------------------------------|
| EU RoHS Directive 2011/65/EU | Compliant |
| EU ELV Directive 2000/53/EC | Compliant |
| China RoHS 2 Directive MIIT Order No 32, 2016 | No Restricted Materials Above Threshold |
| EU REACH Regulation (EC) No. 1907/2006 | Current ECHA Candidate List: JUNE 2025 (250) Candidate List Declared Against: JUNE 2025 (250) Does not contain REACH SVHC |
| Halogen Content | Low Halogen - Br, Cl, F < 900 ppm per homogenous material. Also BFR/CFR/PVC Free |
| Solder Process Capability | Not applicable for solder process capability |

Product Compliance Disclaimer

This information is provided based on reasonable inquiry of our suppliers and represents our current actual knowledge based on the information they provided. This information is subject to change. The part numbers that TE has identified as EU RoHS compliant have a maximum concentration of 0.1% by weight in homogenous materials for lead, hexavalent chromium, mercury, PBB, PBDE, DBP, BBP, DEHP, DIBP, and 0.01% for cadmium, or qualify for an exemption to these limits as defined in the Annexes of Directive 2011/65/EU (RoHS2). Finished electrical and electronic equipment products will be CE marked as required by Directive 2011/65/EU. Components may not be CE marked. Additionally, the part numbers that TE has identified as EU ELV compliant have a maximum concentration of 0.1% by weight in homogenous materials for lead, hexavalent chromium, and mercury, and 0.01% for cadmium, or qualify for an exemption to these limits as defined in the Annexes of Directive 2000/53/EC (ELV). Regarding the REACH Regulation, the information TE provides on SVHC in articles for this part number is based on the latest European Chemicals Agency (ECHA) 'Guidance on requirements for substances in articles' posted at this URL: <https://echa.europa.eu/guidance-documents/guidance-on-reach>

Compatible Parts




TE Part # 58579-1
MTA 100 MANUAL TOOL ASSEMBLY DISCRETE



TE Part # CAT-104MTA-PVUNH
PCB Header: Polyester, Vertical, Unshrouded, No Mating Alignment



TE Part # CAT-104MTA-NVTHH
Nylon Vertical PCB Header: 2.54mm, Through Hole, MTA 100




TE Part # 58246-3
MTA 100 CRIMP HEAD PRODUCTION RBBN CABLE



TE Part # 1-1744382-4
04P MTA100 HDR ASSY, SM, SN, T&R, W/ CAP, RR



TE Part # CAT-104MTA-PRSMH
PCB Header, Right Angle, Polyester, 2.54 mm



TE Part # CAT-104MTA-PRUSH
PCB Header: Polyester, Right Angle, Unshrouded



TE Part # CAT-104MTA-PVBRH
Polyester Vertical PCB Header: 2.54 mm, Breakaway, MTA 100



TE Part # 58246-2
MTA 100 CRIMP HEAD PRODUCTION DISCRETE



TE Part # CAT-104MTA-PLSCC
Polyester PCB Connector Covers: 2.54 mm, MTA 100



TE Part # 58074-1
MTA 50/100/156 MANUAL TOOL FRAME



TE Part # CAT-104MTA-NYLCC
Nylon PCB Connector Covers: 2.54 mm, MTA 100



TE Part # 640455-4
04P MTA100 HDR ASSY SQ R/A POL



TE Part # CAT-104MTA-PVSHH
Polyester Vertical PCB Header: 2.54 mm, Shrouded, MTA 100



TE Part # CAT-104MTA-NVSMH
PCB Header: Nylon, Vertical, Surface Mount, MTA 100



TE Part # CAT-104MTA-NTPMP
MTA Plug: Nylon, Tin Plated, 2.54 mm, with Mating Alignment



TE Part # 640454-4
04P MTA100 HDR ASSY SQ STR POL



TE Part # 58246-1
MTA 100 CRIMP HEAD REPAIR DISCRETE

Also in the Series | **MTA 100**



Connector Caps & Covers(69)



Connector Contacts(8)



Connector Hardware(1)



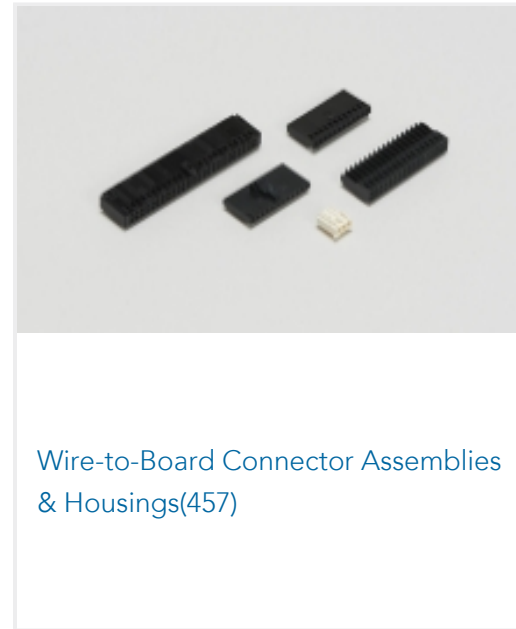
Insertion & Extraction Tools(2)



PCB Headers & Receptacles(441)



Rectangular Power Connectors(1)



Wire-to-Board Connector Assemblies & Housings(457)



Wire-to-Board Headers & Receptacles (441)

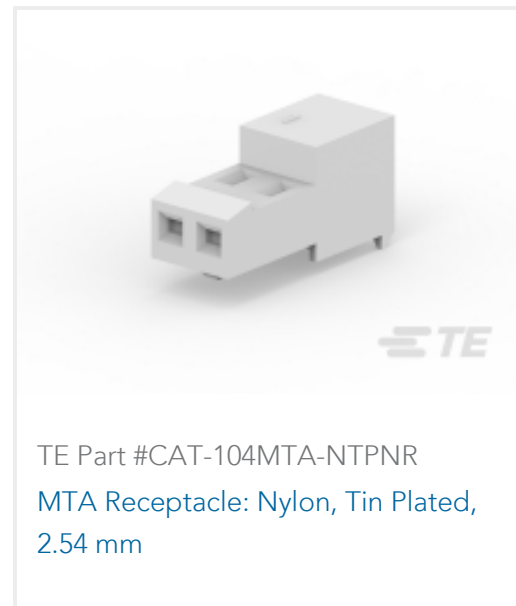
Customers Also Bought



TE Part #812244-SF
FN9289-10-06



TE Part #E81542-000
WP-445445-2-9



TE Part #CAT-104MTA-NTPNR
MTA Receptacle: Nylon, Tin Plated,
2.54 mm



TE Part #3-640600-4
04P MTA156 CONN ASSY 20AWG LF



TE Part #641239-3
03P MTA100 CONN ASSY BLU 30AU



TE Part #CAT-C8114-P2
CORCOM P SERIES MULTI-
FUNCTION INLET FIL

Documents

Product Drawings

[04P MTA100 CONN ASSY BLU](#)

English

CAD Files

[Customer View Model](#)

[ENG_CVM_CVM_3-640442-4_Y.2d_dxf.zip](#)

English

[3D PDF](#)



3D

Customer View Model

[ENG_CVM_CVM_3-640442-4_Y.3d_igs.zip](#)

English

Customer View Model

[ENG_CVM_CVM_3-640442-4_Y.3d_stp.zip](#)

English

By downloading the CAD file I accept and agree to the [Terms and Conditions](#) of use.

Product Specifications

[Application Specification](#)

English

Agency Approvals

[UL](#)

English

[UL](#)

English