3-640600-8 ✔ ACTIVE

MTA 156

TE Internal #: 3-640600-8

8 Position, Receptacle, Connector Assembly, Insulation Displacement (IDC), Wire-to-Board, Tin (Sn), UL 94V-2, 3.96 mm [.156 in] Centerline, MTA 156

View on TE.com >

Connectors > Rectangular Connectors > Standard Rectangular Connectors







Connector Product Type: **Connector Assembly**

Mating Alignment: **Without**

Connector & Housing Type: **Receptacle**

Mating Retention Type: **Locking Ramp**

Connector System: **Wire-to-Board**

Features

Product Type Features

Compatible With Discrete Wire Type	Stranded
Connector Product Type	Connector Assembly
Connector & Housing Type	Receptacle
Connector System	Wire-to-Board
Sealable	No
Connector & Contact Terminates To	Wire & Cable

Configuration Features

Number of Positions	8
Number of Rows	1
Number of Power Positions	8

Electrical Characteristics

Operating Voltage	600 VAC

Body Features

Primary Product Color	Yellow

Cable Exit Angle	90°

Contact Features

Contact Underplating Material	Nickel
Contact Underplating Material Thickness	30 µm[.762 µin]
Contact Layout	Inline
Contact Base Material	Copper Alloy
Wire Contact Termination Area Plating Thickness	2.03 – 5.08 µm[80 – 200 µin]
Contact Mating Area Plating Material Finish	Matte
Contact Mating Area Plating Material	Tin (Sn)
Contact Retention Within Housing	With
Contact Current Rating (Max)	7 A
Contact Type	Receptacle
Wire Contact Termination Area Plating Material	Tin
Contact Mating Area Plating Material Thickness	2.03 µm[80 µin]

Termination Features

Termination Method to Wire & Cable	Insulation Displacement (IDC)

Mechanical Attachment

Strain Relief	With
Panel Mount Feature	Without
Contact Retention Type Within Housing	Locking Lance
Mating Alignment	Without
Mating Retention Type	Locking Ramp
Mating Retention	With
Connector Mounting Type	Cable Mount (Free-Hanging)

Housing Features

Wire & Cable IDC Installation Type	Feed Through
Centerline (Pitch)	3.96 mm[.156 in]
Housing Material	Nylon

Dimensions

Compatible Insulation Diameter Range	2.41 mm[.095 in]
Connector Height	9.78 mm[.385 in]
Connector Length	31.7 mm[1.248 in]

Wire Size	.517 mm²

Usage Conditions

Operating Temperature Range	-55 – 105 °C[-67 – 221 °F]

Operation/Application

Circuit Application	Power

Industry Standards

Compatible With Agency/Standards Products	CSA, UL
UL Rating	Recognized
Compatible With Approved Standards Products	UL E28476
CSA Rating	Certified, LR 7189
UL Flammability Rating	UL 94V-2
Glow Wire Rating	Standard Part - Not Glow Wire

Packaging Features

Packaging Quantity	250
Packaging Method	Bag & Box

Product Compliance

For compliance documentation, visit the product page on TE.com>

EU RoHS Directive 2011/65/EU	Compliant
EU ELV Directive 2000/53/EC	Compliant
China RoHS 2 Directive MIIT Order No 32, 2016	No Restricted Materials Above Threshold
EU REACH Regulation (EC) No. 1907/2006	Current ECHA Candidate List: JUNE 2025 (250) Candidate List Declared Against: JUNE 2025 (250) Does not contain REACH SVHC
Halogen Content	Low Halogen - Br, Cl, F < 900 ppm per homogenous material. Also BFR/CFR/PVC Free
Solder Process Capability	Not applicable for solder process capability

Product Compliance Disclaimer

This information is provided based on reasonable inquiry of our suppliers and represents our current actual knowledge based on the information they provided. This information is subject to change. The part numbers that TE has identified as EU RoHS compliant have a maximum concentration of 0.1% by weight in homogenous materials for lead, hexavalent chromium, mercury, PBB, PBDE, DBP, BBP, DEHP, DIBP, and 0.01% for cadmium, or qualify for an exemption to these limits as defined in the Annexes of Directive 2011/65/EU (RoHS2). Finished electrical and electronic equipment products will be CE marked as required by Directive 2011/65/EU. Components may not be CE marked. Additionally, the part

numbers that TE has identified as EU ELV compliant have a maximum concentration of 0.1% by weight in homogenous materials for lead, hexavalent chromium, and mercury, and 0.01% for cadmium, or qualify for an exemption to these limits as defined in the Annexes of Directive 2000/53/EC (ELV). Regarding the REACH Regulation, the information TE provides on SVHC in articles for this part number is based on the latest European Chemicals Agency (ECHA) 'Guidance on requirements for substances in articles' posted at this URL: https://echa.europa.eu/guidance-documents/guidance-on-reach

Compatible Parts

TE Part # 2-647125-8
08P MTA156 SHRD HDR ASSY LF

TE Part # 643071-8
08P MTA156 FD-THRU COVER



TE Part # 640384-8
08P MTA156 HDR ASSY STR RND SN



TE Part # 640551-8
08P MTA156 COVER

TE Part # 58074-1
MTA 50/100/156 MANUAL TOOL FRAME

TE Part # 644749-8
08P MTA156 HDR ASSY STR SQ SN

TE Part # 641922-1
08P MTA156 HDR ASSY STR W/O#4

TE Part # 643067-8
08P MTA156 MOLDED COVER

TE Part # 641938-6
08P MTA156 HDR W/O#3 .045 RD

TE Part # 59804-1
MAINTENANCE TOOL

TE Part # 3-640445-8
08P MTA156 HDR ASSY FL/STR SN

TE Part # 640385-8
08P MTA156 HDR ASSY SQ R/A

TE Part # 641922-3
08P MTA156 HDR ASSY STR W/O#2

TE Part # 2-647127-8
08P MTA156 SHRD HDR ASSY LF

TE Part # 3-644615-8
08P MTA156 POL HDR ASSY LF



TE Part # 644751-8
08P MTA156 HDR ASSY R/A

TE Part # 644753-8
08P MTA156 HDR ASSY RN STR F/L

TE Part # 3-644617-8
08P MTA156 HDR ASY PO RA FB LF

TE Part # 2-647123-8
08P MTA156 SHRD HDR ASSY SQ SN



TE Part # 641922-2
08P MTA156 HDR ASSY STR W/O#3

Also in the Series | MTA 156

Connector Caps & Covers(89)

Connector Contacts(4)



Connector Hardware(2)

Insertion & Extraction Tools(1)



PCB Headers & Receptacles(677)

Power Contacts(3)

Rectangular Power Connectors(1178)



Wire-to-Board Headers & Receptacles (677)

Customers Also Bought

TE Part #5-103908-1
02 MTE HDR SRST LATCH W/HLDWN

TE Part #1-338170-2
25P.HDP20 PLUG ASSY

TE Part #3-338311-2
25POS.HD20 PLG ASSY

TE Part #640583-1
06P UMNL HDR ASSY R/A 94VO

TE Part #1676280-2
RN 0805 29K4 0.1% 10PPM 1KRL

TE Part #1676475-2
RN 0805 9K76 0.1% 10PPM 1KRL

TE Part #2176246-1
CRGS2512 5% 1R0

TE Part #1-2176331-8
CRGP 2512 270R 1%

TE Part #1-5645956-1
SOCKET,MIN-SPR B-N SN-SN SER-2

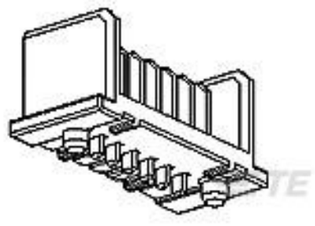

TE Part #5787531-1
MDI HEADER ASSEMBLY,6P

Documents

Product Drawings

08P MTA156 CONN ASSY 20AWG LF

English

CAD Files

3D PDF

3D

Customer View Model

ENG_CVM_CVM_3-640600-8_S.2d_dxf.zip

English

Customer View Model

ENG_CVM_CVM_3-640600-8_S.3d_igs.zip

English

Customer View Model

ENG_CVM_CVM_3-640600-8_S.3d_stp.zip

English

By downloading the CAD file I accept and agree to the Terms and Conditions of use.

Product Specifications

Application Specification

English

Application Specification

Japanese

Application Specification

English

MTA 156 Ribbon Cable Connector Assemblies (English And Spanish)

English

MTA 156 Ribbon Cable Connector Assemblies (English And Spanish)

Japanese

Agency Approvals

UL

English