



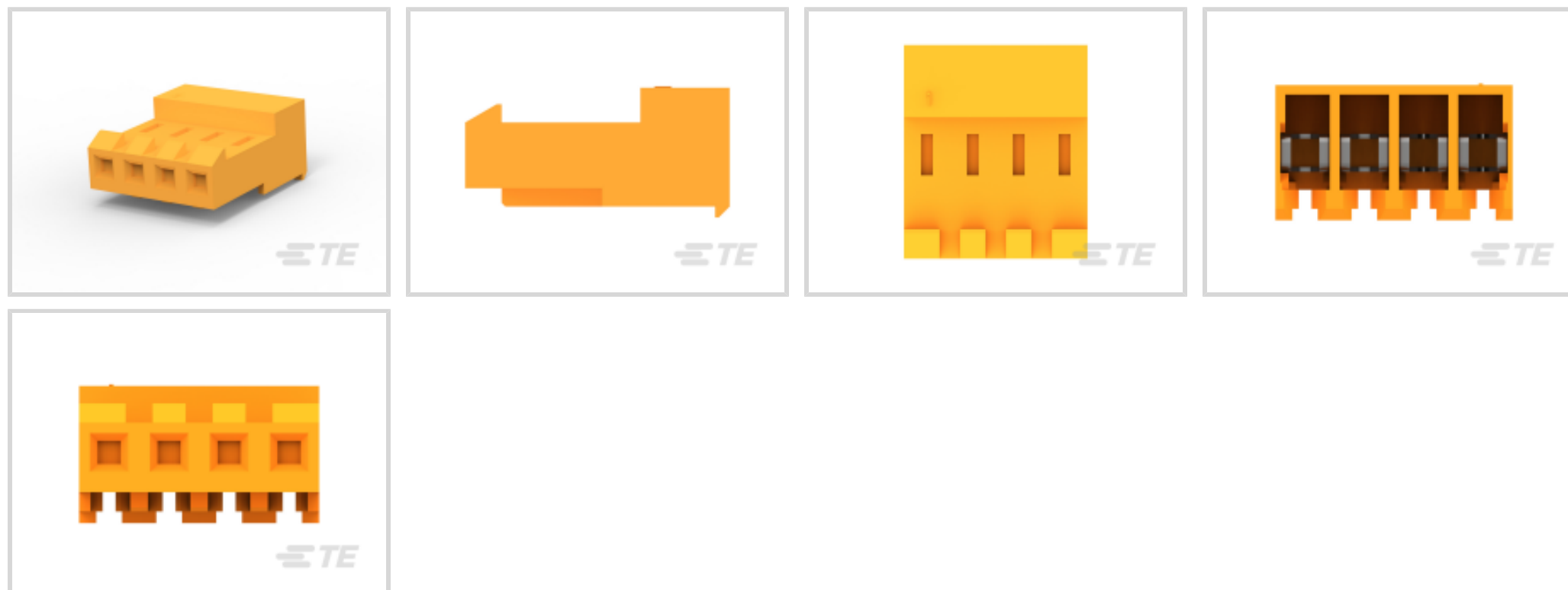
MTA 156

TE Internal #: 3-641148-4

4 Position, Receptacle, Connector Assembly, Insulation Displacement (IDC), Wire-to-Board, Gold (Au) / Gold Flash over Palladium Nickel, MTA 156

[View on TE.com >](#)

Connectors > Rectangular Connectors > Standard Rectangular Connectors



Connector Product Type: **Connector Assembly**

Mating Alignment: **Without**

Connector & Housing Type: **Receptacle**

Mating Retention Type: **Locking Ramp**

Connector System: **Wire-to-Board**

**Features**

**Product Type Features**

Compatible With Discrete Wire Type	Stranded
Connector Product Type	Connector Assembly
Connector & Housing Type	Receptacle
Connector System	Wire-to-Board
Sealable	No
Connector & Contact Terminates To	Wire & Cable

**Configuration Features**

Number of Positions	4
Number of Rows	1
Number of Power Positions	4
Number of Signal Positions	0

**Electrical Characteristics**

Operating Voltage	600 VAC
-------------------	---------

**Body Features**



Primary Product Color	Orange
Cable Exit Angle	90 °

### Contact Features

Contact Underplating Material	Nickel
Contact Underplating Material Thickness	1.27 – 1.77 µm[1.27 – 1.77 µin]
Contact Layout	Inline
Contact Base Material	Copper Alloy
Wire Contact Termination Area Plating Thickness	2.03 – 5.08 µm[80 – 200 µin]
Contact Mating Area Plating Material	Gold (Au), Gold Flash over Palladium Nickel
Contact Retention Within Housing	With
Contact Current Rating (Max)	7 A
Contact Type	Receptacle
Wire Contact Termination Area Plating Material	Tin
Contact Mating Area Plating Material Thickness	.76 µm[30 µin]

### Termination Features

Termination Method to Wire & Cable	Insulation Displacement (IDC)
------------------------------------	-------------------------------

### Mechanical Attachment

Strain Relief	With
Panel Mount Feature	Without
Contact Retention Type Within Housing	Locking Lance
Mating Alignment	Without
Mating Retention Type	Locking Ramp
Mating Retention	With
Connector Mounting Type	Cable Mount (Free-Hanging)

### Housing Features

Wire & Cable IDC Installation Type	Closed End
Centerline (Pitch)	3.96 mm[.156 in]
Housing Material	Nylon

### Dimensions

Compatible Insulation Diameter Range	2.41 mm[.095 in]
Connector Height	9.02 mm[.355 in]
Connector Length	15.85 mm[.624 in]

Wire Size	.8 – .9 mm <sup>2</sup>
-----------	-------------------------

### Usage Conditions

Operating Temperature Range	-55 – 105 °C[-67 – 221 °F]
-----------------------------	----------------------------

### Operation/Application

Circuit Application	Power & Signal
---------------------	----------------

### Industry Standards

Compatible With Agency/Standards Products	CSA, UL
-------------------------------------------	---------

UL Rating	Recognized
-----------	------------

Compatible With Approved Standards Products	UL E28476
---------------------------------------------	-----------

CSA Rating	Certified, LR 7189
------------	--------------------

UL Flammability Rating	UL 94V-2
------------------------	----------

Glow Wire Rating	Standard Part - Not Glow Wire
------------------	-------------------------------

### Packaging Features

Packaging Quantity	250
--------------------	-----

Packaging Method	Bag
------------------	-----

### Product Compliance

[For compliance documentation, visit the product page on TE.com>](#)

EU RoHS Directive 2011/65/EU	Compliant
------------------------------	-----------

EU ELV Directive 2000/53/EC	Compliant
-----------------------------	-----------

China RoHS 2 Directive MIIT Order No 32, 2016	有害物质含量符合标准要求 No Restricted Substance(s) Above Threshold
-----------------------------------------------	---------------------------------------------------------

EU REACH Regulation (EC) No. 1907/2006	Current ECHA Candidate List: JUNE 2025 (250) Candidate List Declared Against: JUNE 2025 (250) Does not contain REACH SVHC
----------------------------------------	---------------------------------------------------------------------------------------------------------------------------------

Halogen Content	Low Halogen - Br, Cl, F < 900 ppm per homogenous material. Also BFR/CFR/PVC Free
-----------------	----------------------------------------------------------------------------------

Solder Process Capability	Not applicable for solder process capability
---------------------------	----------------------------------------------

#### Product Compliance Disclaimer

This information is provided based on reasonable inquiry of our suppliers and represents our current actual knowledge based on the information they provided. This information is subject to change. The part numbers that TE has identified as EU RoHS compliant have a maximum concentration of 0.1% by weight in homogenous materials for lead, hexavalent chromium, mercury, PBB, PBDE, DBP, BBP, DEHP, DIBP, and 0.01% for cadmium, or qualify for an exemption to these limits as defined in the Annexes of Directive 2011/65/EU (RoHS2). Finished electrical and electronic equipment products

will be CE marked as required by Directive 2011/65/EU. Components may not be CE marked. Additionally, the part numbers that TE has identified as EU ELV compliant have a maximum concentration of 0.1% by weight in homogenous materials for lead, hexavalent chromium, and mercury, and 0.01% for cadmium, or qualify for an exemption to these limits as defined in the Annexes of Directive 2000/53/EC (ELV). Regarding the REACH Regulation, the information TE provides on SVHC in articles for this part number is based on the latest European Chemicals Agency (ECHA) 'Guidance on requirements for substances in articles' posted at this URL: <https://echa.europa.eu/guidance-documents/guidance-on-reach>

## Compatible Parts



TE Part # 640643-4  
04P MTA156 COVER F/T



TE Part # 3-644766-4  
04P MTA156 HDR ASSY STR SQ LF



TE Part # 3-641121-4  
04P MTA156 HDR ASSY FL/RA LF



TE Part # 59804-1  
MAINTENANCE TOOL



TE Part # 643493-1  
04P MTA156 HDR ASSY STR W/O#2



TE Part # 643071-4  
04P MTA156 FD-THRU COVER



TE Part # 640551-4  
04P MTA156 COVER



TE Part # 641119-4  
04P MTA156 HDR ASSY FL/ST 15AU



TE Part # 58247-3  
MTA 156 CRIMP HEAD PRODUCTION RBBN CABLE



TE Part # 58074-1  
MTA 50/100/156 MANUAL TOOL FRAME



TE Part # 3-643995-4  
04P MTA156 PSTD CONN 22AWG LF



TE Part # 643493-3  
04P MTA156 HDR ASSY W/O#2,3



TE Part # 643493-4  
04P MTA156 HDR ASSY STR W/O#3



TE Part # 58247-2  
MTA 156 CRIMP HEAD PRODUCTION DISCRETE



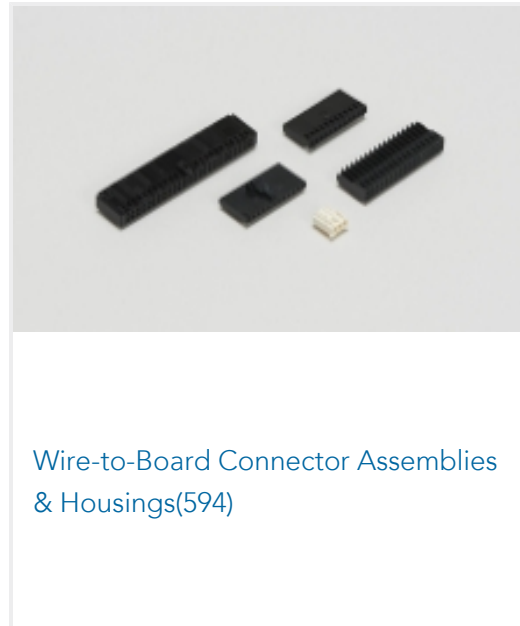

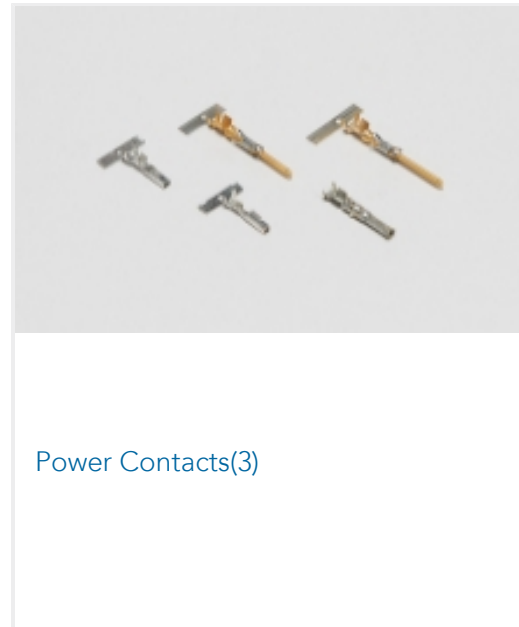
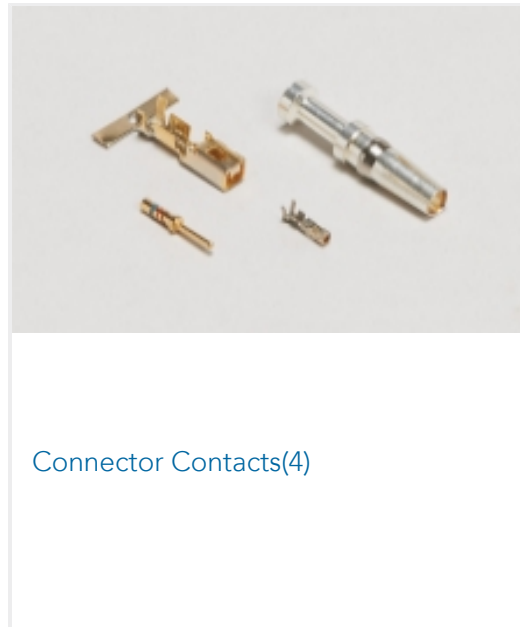

TE Part # 3-641119-4  
04P MTA156 HDR ASSY FL/ST LF



TE Part # 3-644768-4  
04P MTA156 HDR ASSY F/L SQ LF



Also in the Series | **MTA 156**



Customers Also Bought





## Documents

### Product Drawings

[04P MTA156 ASSY 18AWG ORA LF](#)

English

### CAD Files

[3D PDF](#)

3D

Customer View Model

[ENG\\_CVM\\_CVM\\_3-641148-4\\_S.2d\\_dxf.zip](#)

English

Customer View Model

[ENG\\_CVM\\_CVM\\_3-641148-4\\_S.3d\\_igs.zip](#)

English

Customer View Model

[ENG\\_CVM\\_CVM\\_3-641148-4\\_S.3d\\_stp.zip](#)

English

By downloading the CAD file I accept and agree to the [Terms and Conditions](#) of use.

### Datasheets & Catalog Pages

[ENG\\_DS\\_82056\\_MTA\\_0818.pdf](#)

English

### Product Specifications

[Application Specification](#)

English

[Application Specification](#)

Japanese

[Application Specification](#)

English

[MTA 156 Ribbon Cable Connector Assemblies \(English And Spanish\)](#)

English

[MTA 156 Ribbon Cable Connector Assemblies \(English And Spanish\)](#)

Japanese

### Agency Approvals

[UL](#)



English

**UL**

English