# 3-641214-6 ✔ ACTIVE

MTA 100

TE Internal #: 3-641214-6

PCB Mount Header, Right Angle, Wire-to-Board, 6 Position, 2.54 mm [.1 in] Centerline, Partially Shrouded, Gold (Au), Through Hole - Solder, MTA 100

View on TE.com >

Connectors > PCB Connectors > PCB Headers & Receptacles > PCB Header: Polyester, Right Angle, 2.54 mm







PCB Connector Type: **PCB Mount Header**

PCB Mount Orientation: **Right Angle**

Connector System: **Wire-to-Board**

Number of Positions: **6**

Centerline (Pitch): **2.54 mm [ .1 in ]**

All PCB Header: Polyester, Right Angle, 2.54 mm (26)

## Features

### Product Type Features

| | |
|---|---|
| PCB Connector Type | PCB Mount Header |
| Connector System | Wire-to-Board |
| Header Type | Partially Shrouded |
| Sealable | No |
| Connector & Contact Terminates To | Printed Circuit Board |
| Connector Product Type | Connector Assembly |

### Configuration Features

| | |
|---|---|
| PCB Mount Orientation | Right Angle |
| Number of Positions | 6 |
| Number of Rows | 1 |

### Electrical Characteristics

| | |
|---|---|
| Operating Voltage | 250 VAC |

## Body Features

| | |
|---|---|
| Primary Product Color | Natural |

## Contact Features

| | |
|---|---|
| Contact Underplating Material | Nickel |
| Contact Underplating Material Thickness | 1.27 µm[50 µin] |
| PCB Contact Termination Area Plating Material Finish | Matte |
| Mating Square Post Dimension | .64 mm[.025 in] |
| PCB Contact Termination Area Plating Material Thickness | 3.81 – 8.89 µm[150 – 350 µin] |
| Contact Shape & Form | Square |
| Contact Layout | Inline |
| Contact Mating Area Length | 7.49 mm[.295 in] |
| Contact Base Material | Copper Alloy |
| PCB Contact Termination Area Plating Material | Tin |
| Contact Mating Area Plating Material | Gold (Au) |
| Contact Mating Area Plating Material Finish | Bright |
| Contact Mating Area Plating Material Thickness | .76 µm[29.92 µin] |
| Contact Type | Pin |
| Contact Current Rating (Max) | 5 A |

## Termination Features

| | |
|---|---|
| Termination Post & Tail Length | 3.56 mm[.14 in] |
| Square Termination Post & Tail Dimension | .64 mm[.025 in] |
| Termination Method to PCB | Through Hole - Solder |

## Mechanical Attachment

| | |
|---|---|
| Panel Mount Feature | Without |
| Mating Alignment Type | Polarization |
| PCB Mount Alignment | Without |
| Mating Retention | Without |
| PCB Mount Retention | Without |
| Connector Mounting Type | Board Mount |
| Mating Alignment | With |

## Housing Features

| | |
|---|---|
| Right Angle Bending Side | Front |

| | |
|---|---|
| Centerline (Pitch) | 2.54 mm[.1 in] |
| Housing Material | Polyester GF |

### Dimensions

| | |
|---|---|
| PCB Thickness (Recommended) | 1.6 mm[.063 in] |
| Connector Height | 7.75 mm[.305 in] |
| Connector Length | 17.78 mm[.7 in] |

### Usage Conditions

| | |
|---|---|
| Operating Temperature Range | -55 – 105 °C[-67 – 221 °F] |

### Operation/Application

| | |
|---|---|
| Circuit Application | Signal |

### Industry Standards

| | |
|---|---|
| Compatible With Agency/Standards Products | CSA, UL |
| Compatible With Approved Standards Products | CSA LR7189, UL E28476 |
| UL Flammability Rating | UL 94V-0 |

### Packaging Features

| | |
|---|---|
| Packaging Quantity | 1 |
| Packaging Method | Package |

## Product Compliance

For compliance documentation, visit the product page on TE.com>

| | |
|---|---|
| EU RoHS Directive 2011/65/EU | Compliant |
| EU ELV Directive 2000/53/EC | Compliant |
| China RoHS 2 Directive MIIT Order No 32, 2016 | No Restricted Materials Above Threshold |
| EU REACH Regulation (EC) No. 1907/2006 | Current ECHA Candidate List: JUNE 2025 (250)<br>Candidate List Declared Against: JAN 2025 (247)<br>Does not contain REACH SVHC |
| Halogen Content | Not Low Halogen - contains Br or Cl > 900 ppm. |
| Solder Process Capability | Wave solder capable to 265°C |

Product Compliance Disclaimer

This information is provided based on reasonable inquiry of our suppliers and represents our current actual knowledge based on the information they provided. This information is subject to change. The part numbers that TE has identified as EU RoHS compliant have a maximum concentration of 0.1% by weight in homogenous materials for lead, hexavalent

chromium, mercury, PBB, PBDE, DBP, BBP, DEHP, DIBP, and 0.01% for cadmium, or qualify for an exemption to these limits as defined in the Annexes of Directive 2011/65/EU (RoHS2). Finished electrical and electronic equipment products will be CE marked as required by Directive 2011/65/EU. Components may not be CE marked. Additionally, the part numbers that TE has identified as EU ELV compliant have a maximum concentration of 0.1% by weight in homogenous materials for lead, hexavalent chromium, and mercury, and 0.01% for cadmium, or qualify for an exemption to these limits as defined in the Annexes of Directive 2000/53/EC (ELV). Regarding the REACH Regulation, the information TE provides on SVHC in articles for this part number is based on the latest European Chemicals Agency (ECHA) 'Guidance on requirements for substances in articles' posted at this URL: https://echa.europa.eu/guidance-documents/guidance-on-reach

## Compatible Parts

TE Part # 1375820-6
CST-100 II HOUSING 6 POS

TE Part # CAT-104MTA-NYLCC
Nylon PCB Connector Covers: 2.54 mm, MTA 100



TE Part # CAT-104MTA-NGPMR
Nylon Gold Plated Receptacle: 2.54 mm, with Mating Alignment, MTA 100



TE Part # CAT-104MTA-PLSCC
Polyester PCB Connector Covers: 2.54 mm, MTA 100

TE Part # CAT-104MTA-NGPNR
Nylon Gold Plated Receptacle: 2.54 mm, no Mating Alignment

## Also in the Series | MTA 100

Connector Caps & Covers(69)

Connector Contacts(8)



Connector Hardware(1)



PCB Headers & Receptacles(441)

Rectangular Connector Housings(1)

Rectangular Power Connectors(1)



Standard Rectangular Connectors(496)

Wire-to-Board Connector Assemblies & Housings(457)

## Customers Also Bought

TE Part #2-36151-2
PIDG R 22-16 COMM 22-18MIL 6

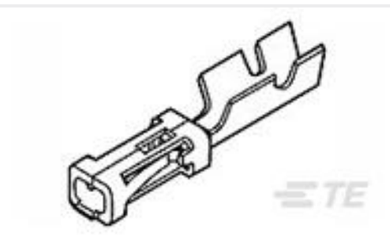

TE Part #102548-5
MOD IV RECP PLTD 30 SEL

TE Part #207359-1
RECEPT HSG,3 POSN,METRIC

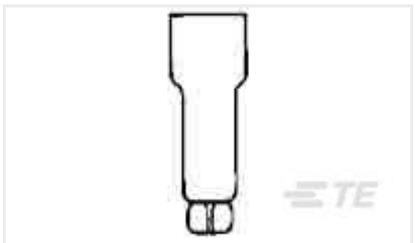

TE Part #329251
SPLICE, CE, 22-12



TE Part #350536-1
UMNL SOK 20-14 .0126 PTPBR

TE Part #350767-1
03P UMNL CAP HSG V0

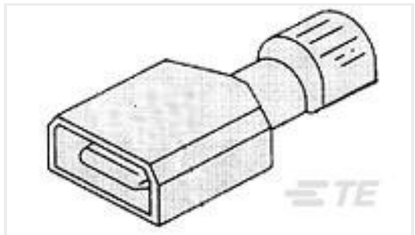

TE Part #2-520102-2
ULTRA-FAST 250 ASSEMBLY TAB 22-18 AWG BR

TE Part #3-640441-5
05P MTA100 CONN ASSY WHT

## Documents

### Product Drawings

06P MTA100 HDR ASSY PO/RA LF

English

### CAD Files

Customer View Model

ENG_CVM_CVM_3-641214-6_V.2d_dxf.zip

English

3D PDF

3D

Customer View Model

ENG_CVM_CVM_3-641214-6_V.3d_igs.zip

English

Customer View Model

ENG_CVM_CVM_3-641214-6_V.3d_stp.zip

English

By downloading the CAD file I accept and agree to the Terms and Conditions of use.

### Product Specifications

Application Specification

English

### Agency Approvals

Agency Approval Document

English