3-641537-3 ✔ ACTIVE

MTA 100

TE Internal #: 3-641537-3

3 Position, Receptacle, Connector Assembly, Insulation Displacement (IDC), Wire-to-Board, Tin (Sn), Normal, UL 94V-2, MTA 100

View on TE.com >

Connectors > Rectangular Connectors > Standard Rectangular Connectors > MTA Receptacle: Nylon, Tin Plated, 2.54 mm




Connector Product Type: **Connector Assembly**

Mating Alignment: **Without**

Connector & Housing Type: **Receptacle**

Mating Retention Type: **Locking Ramp**

Connector System: **Wire-to-Board**

All MTA Receptacle: Nylon, Tin Plated, 2.54 mm (167)

Features

Product Type Features

Compatible With Discrete Wire Type	Stranded
Connector Product Type	Connector Assembly
Connector & Housing Type	Receptacle
Connector System	Wire-to-Board
Insertion Force Type	Normal
Sealable	No
Connector & Contact Terminates To	Wire & Cable

Configuration Features

Number of Cavities	3
Contacts Preloaded	Yes
Number of Positions	3
Number of Rows	1

Electrical Characteristics

Operating Voltage	250 VAC

Body Features

Primary Product Color	Green

Contact Features

Contact Underplating Material	Nickel
Wire Contact Termination Area Plating Material	Tin
Contact Type	Receptacle
Contact Mating Area Plating Material	Tin (Sn)
Contact Retention Within Housing	With
Contact Current Rating (Max)	5 A

Termination Features

Termination Method to Wire & Cable	Insulation Displacement (IDC)

Mechanical Attachment

Contact Retention Type Within Housing	Locking Lance
Mating Alignment	Without
Mating Retention Type	Locking Ramp
Mating Retention	With
Connector Mounting Type	Cable Mount (Free-Hanging)

Housing Features

Housing Material	Nylon 6/6
Centerline (Pitch)	2.54 mm[.1 in]

Dimensions

Connector Width	6.99 mm[.275 in]
Connector Height	13.21 mm[.52 in]
Wire Size	28 AWG
Connector Length	7.62 mm[.3 in]

Usage Conditions

Operating Temperature Range	-55 – 105 °C[-67 – 221 °F]

Operation/Application

Shielded	No
Circuit Application	Signal

Industry Standards

Compatible With Agency/Standards Products	CSA, UL
UL Rating	Recognized
Compatible With Approved Standards Products	UL E28476
CSA Rating	LR 7189
UL Flammability Rating	UL 94V-2

Packaging Features

Packaging Quantity	500
Packaging Method	Bag/Box

Product Compliance

For compliance documentation, visit the product page on TE.com>

EU RoHS Directive 2011/65/EU	Compliant
EU ELV Directive 2000/53/EC	Compliant
China RoHS 2 Directive MIIT Order No 32, 2016	No Restricted Materials Above Threshold
EU REACH Regulation (EC) No. 1907/2006	Current ECHA Candidate List: JUNE 2025 (250) Candidate List Declared Against: JUNE 2025 (250) Does not contain REACH SVHC
Halogen Content	BFR/CFR/PVC Free, but Br/Cl >900 ppm in other sources.
Solder Process Capability	Not applicable for solder process capability

Product Compliance Disclaimer

This information is provided based on reasonable inquiry of our suppliers and represents our current actual knowledge based on the information they provided. This information is subject to change. The part numbers that TE has identified as EU RoHS compliant have a maximum concentration of 0.1% by weight in homogenous materials for lead, hexavalent chromium, mercury, PBB, PBDE, DBP, BBP, DEHP, DIBP, and 0.01% for cadmium, or qualify for an exemption to these limits as defined in the Annexes of Directive 2011/65/EU (RoHS2). Finished electrical and electronic equipment products will be CE marked as required by Directive 2011/65/EU. Components may not be CE marked. Additionally, the part numbers that TE has identified as EU ELV compliant have a maximum concentration of 0.1% by weight in homogenous materials for lead, hexavalent chromium, and mercury, and 0.01% for cadmium, or qualify for an exemption to these limits as defined in the Annexes of Directive 2000/53/EC (ELV). Regarding the REACH Regulation, the information TE provides on SVHC in articles for this part number is based on the latest European Chemicals Agency (ECHA) 'Guidance on requirements for substances in articles' posted at this URL: https://echa.europa.eu/guidance-documents/guidance-on-reach

Compatible Parts



TE Part # 3-647050-3
03P MTA100 HDR ASSY F/L HITEMP

TE Part # 58246-3
MTA 100 CRIMP HEAD PRODUCTION RBBN CABLE



TE Part # CAT-104MTA-PVUNH
PCB Header: Polyester, Vertical, Unshrouded, No Mating Alignment

TE Part # 58579-1
MTA 100 MANUAL TOOL ASSEMBLY DISCRETE

TE Part # CAT-104MTA-PRUSH
PCB Header: Polyester, Right Angle, Unshrouded



TE Part # CAT-104MTA-PVBRH
Polyester Vertical PCB Header: 2.54 mm, Breakaway, MTA 100

TE Part # CAT-104MTA-PRSMH
PCB Header, Right Angle, Polyester, 2.54 mm

TE Part # 58246-2
MTA 100 CRIMP HEAD PRODUCTION DISCRETE



TE Part # CAT-104MTA-PLSCC
Polyester PCB Connector Covers: 2.54 mm, MTA 100



TE Part # CAT-104MTA-PVSHH
Polyester Vertical PCB Header: 2.54 mm, Shrouded, MTA 100

TE Part # CAT-104MTA-NTPMP
MTA Plug: Nylon, Tin Plated, 2.54 mm, with Mating Alignment



TE Part # 3-647051-3
03P MTA100 HRD ASSYF/L HT LF

TE Part # 640454-3
03P MTA100 HDR ASSY SQ STR POL

TE Part # CAT-104MTA-NVSMH
PCB Header: Nylon, Vertical, Surface Mount, MTA 100

TE Part # CAT-104MTA-NYLCC
Nylon PCB Connector Covers: 2.54 mm, MTA 100

TE Part # CAT-104MTA-PRUMH
PCB Header: Polyester, Right Angle, 2.54 mm

TE Part # 58074-1
MTA 50/100/156 MANUAL TOOL FRAME

Also in the Series | MTA 100

Connector Caps & Covers(69)

Connector Contacts(8)

Connector Hardware(1)



PCB Headers & Receptacles(441)

Rectangular Connector Housings(1)

Rectangular Power Connectors(1)



Standard Rectangular Connectors(496)



Wire-to-Board Connector Assemblies & Housings(457)

Customers Also Bought

TE Part #NB17342001
RP-4800-NO.11-0-STK

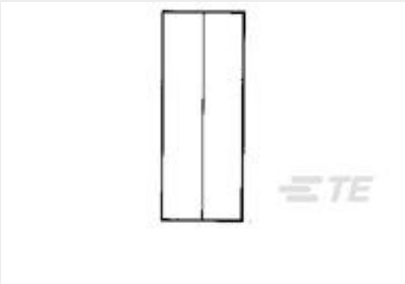

TE Part #34138
SPLICE, SOLIS, PARA, 12-10

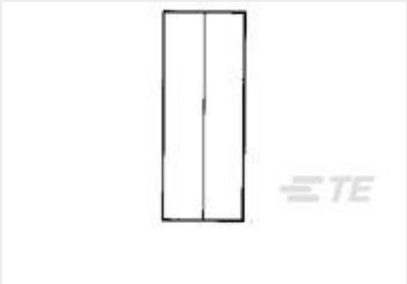

TE Part #34318
SPLICE, SOLIS, PARA, 8

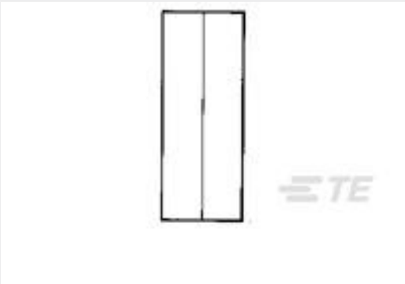

TE Part #34320
SPLICE,SOLIS PARA 4

TE Part #42219-1
250 FASTON REC 18-14 AWG NPST

TE Part #213603-5
5015 PIN,18-14,TIN-LEAD,STRIP

TE Part #350199-1
RING TONGUE TERMINAL 18-14 AWG NIPST

TE Part #2-456409-3
CRIMPER, WIRE .120 "F"

TE Part #3-640443-4
04P MTA100 CONN ASSY GRN

TE Part #4-1393211-4
T92P11A22-240

Documents

Product Drawings

03P MTA100 CONN ASSY LF

English

CAD Files

Customer View Model

ENG_CVM_CVM_3-641537-3_J.2d_dxf.zip

English

3D PDF

3D

Customer View Model

ENG_CVM_CVM_3-641537-3_J.3d_igs.zip

English

Customer View Model

ENG_CVM_CVM_3-641537-3_J.3d_stp.zip

English

By downloading the CAD file I accept and agree to the Terms and Conditions of use.

Product Specifications

Application Specification

English

Agency Approvals

Agency Approval Document

English