



MTA 100

TE Internal #: 3-644695-3

PCB Mount Header, Vertical, Wire-to-Board, 3 Position, 2.54 mm [.1 in] Centerline, Breakaway, Tin (Sn), Through Hole - Solder, Signal, MTA 100

[View on TE.com >](#)

Connectors > PCB Connectors > PCB Headers & Receptacles > Polyester Vertical PCB Header: 2.54mm, Breakaway, MTA 100



PCB Connector Type: **PCB Mount Header**

PCB Mount Orientation: **Vertical**

Connector System: **Wire-to-Board**

Number of Positions: **3**

Centerline (Pitch): **2.54 mm [.1 in]**

[All Polyester Vertical PCB Header: 2.54mm, Breakaway, MTA 100 \(27\)](#)

Features

Product Type Features

PCB Connector Type	PCB Mount Header
Connector System	Wire-to-Board
Header Type	Breakaway
Sealable	No
Connector & Contact Terminates To	Printed Circuit Board
Connector Product Type	Connector Assembly

Configuration Features

Number of Columns	3
PCB Mount Orientation	Vertical
Number of Positions	3
Number of Rows	1

Electrical Characteristics



Operating Voltage	250 VAC
-------------------	---------

Body Features

Connector Profile	Narrow
-------------------	--------

Primary Product Color	Natural
-----------------------	---------

Contact Features

Contact Underplating Material	Nickel
-------------------------------	--------

Contact Underplating Material Thickness	1.27 μm [50 μin]
---	---

PCB Contact Termination Area Plating Material Finish	Matte
--	-------

Mating Square Post Dimension	.64 mm[.025 in]
------------------------------	-----------------

PCB Contact Termination Area Plating Material Thickness	3.81 – 8.89 μm [150 – 350 μin]
---	---

Contact Shape & Form	Square
----------------------	--------

Contact Layout	Inline
----------------	--------

Contact Mating Area Length	7.49 mm[.295 in]
----------------------------	------------------

Contact Base Material	Copper Alloy
-----------------------	--------------

PCB Contact Termination Area Plating Material	Tin
---	-----

Contact Mating Area Plating Material	Tin (Sn)
--------------------------------------	----------

Contact Mating Area Plating Material Finish	Matte
---	-------

Contact Mating Area Plating Material Thickness	3.81 μm [150 μin]
--	--

Contact Type	Pin
--------------	-----

Contact Current Rating (Max)	5 A
------------------------------	-----

Termination Features

Termination Post & Tail Length	2.79 mm[.109 in]
--------------------------------	------------------

Square Termination Post & Tail Dimension	.64 mm[.025 in]
--	-----------------

Termination Method to PCB	Through Hole - Solder
---------------------------	-----------------------

Mechanical Attachment

Panel Mount Feature	Without
---------------------	---------

PCB Mount Retention Type	Retention Leg
--------------------------	---------------

PCB Mount Alignment	Without
---------------------	---------

Mating Retention	Without
------------------	---------

PCB Mount Retention	With
---------------------	------

Connector Mounting Type	Board Mount
-------------------------	-------------

Mating Alignment	Without
------------------	---------



Housing Features

Centerline (Pitch)	2.54 mm [.1 in]
Housing Material	Polyester GF

Dimensions

Connector Width	2.34 mm [.092 in]
PCB Thickness (Recommended)	1.6 mm [.063 in]
Connector Height	10.03 mm [.395 in]
Connector Length	7.31 mm [.288 in]

Usage Conditions

Operating Temperature Range	-55 – 105 °C [-67 – 221 °F]
-----------------------------	-----------------------------

Operation/Application

Circuit Application	Signal
---------------------	--------

Industry Standards

Compatible With Agency/Standards Products	CSA, UL
Compatible With Approved Standards Products	CSA LR7189, UL E28476
UL Flammability Rating	UL 94V-0

Packaging Features

Packaging Quantity	500
Packaging Method	Bag, Box

Product Compliance


[For compliance documentation, visit the product page on TE.com>](#)

EU RoHS Directive 2011/65/EU	Compliant
EU ELV Directive 2000/53/EC	Compliant
China RoHS 2 Directive MIIT Order No 32, 2016	No Restricted Materials Above Threshold
EU REACH Regulation (EC) No. 1907/2006	Current ECHA Candidate List: JUNE 2025 (250) Candidate List Declared Against: JUNE 2025 (250) Does not contain REACH SVHC
Halogen Content	Not Low Halogen - contains Br or Cl > 900 ppm.
Solder Process Capability	Wave solder capable to 240°C

Product Compliance Disclaimer

This information is provided based on reasonable inquiry of our suppliers and represents our current actual knowledge based on the information they provided. This information is subject to change. The part numbers that TE has identified as EU RoHS compliant have a maximum concentration of 0.1% by weight in homogenous materials for lead, hexavalent chromium, mercury, PBB, PBDE, DBP, BBP, DEHP, DIBP, and 0.01% for cadmium, or qualify for an exemption to these limits as defined in the Annexes of Directive 2011/65/EU (RoHS2). Finished electrical and electronic equipment products will be CE marked as required by Directive 2011/65/EU. Components may not be CE marked. Additionally, the part numbers that TE has identified as EU ELV compliant have a maximum concentration of 0.1% by weight in homogenous materials for lead, hexavalent chromium, and mercury, and 0.01% for cadmium, or qualify for an exemption to these limits as defined in the Annexes of Directive 2000/53/EC (ELV). Regarding the REACH Regulation, the information TE provides on SVHC in articles for this part number is based on the latest European Chemicals Agency (ECHA) 'Guidance on requirements for substances in articles' posted at this URL: <https://echa.europa.eu/guidance-documents/guidance-on-reach>

Compatible Parts



TE Part # CAT-104MTA-NTPNR
MTA Receptacle: Nylon, Tin Plated, 2.54 mm



TE Part # CAT-104MTA-PLSCC
Polyester PCB Connector Covers: 2.54 mm, MTA 100



TE Part # CAT-104MTA-NYLCC
Nylon PCB Connector Covers: 2.54 mm, MTA 100



TE Part # CAT-104MTA-NTPMR
Nylon Tin Plated Receptacle: 2.54 mm, with Mating Alignment, MTA 100



TE Part # 1375820-3
CST-100 II HOUSING 3 POS




TE Part # 58246-1
MTA 100 CRIMP HEAD REPAIR DISCRETE




TE Part # 58579-1
MTA 100 MANUAL TOOL ASSEMBLY DISCRETE


Also in the Series | MTA 100



Connector Caps & Covers(69)



Connector Contacts(8)



Connector Hardware(1)




PCB Headers & Receptacles(441)




Rectangular Connector Housings(1)



Rectangular Power Connectors(1)



Standard Rectangular Connectors(496)



Wire-to-Board Connector Assemblies & Housings(457)

Customers Also Bought



TE Part #5-104361-2
03 MTE HDR SRRA LATCH W/HLDWN



TE Part #5-535541-7
09 MODIV VRT SR CE 100/115



TE Part #1-794069-1
18P MINI UMNL HDR W/DH AU LF




TE Part #1-794070-1
20P MINI UMNL HDR W/DH AU LF



TE Part #2-1393210-0
T9AS1D12-5



TE Part #3-1393779-7
V23101D 107A301



TE Part #1761606-3
IDC LOW PRO HDR 10P VERT LAT BLK



TE Part #2199001-1
SHIELD FINGER 1210 EMBOSS PACKING



TE Part #2311776-1
AMPL PLUG, HD22, R/A, 26P, THREADED



TE Part #1-2364572-6
AVH19 FLT SS LK R+P GRN 24V16A

Documents

Product Drawings

03P MTA100 STR HDR RETENTIVE

English

CAD Files

3D PDF

3D

Customer View Model

ENG_CVM_CVM_3-644695-3_G.2d_dxf.zip



English

Customer View Model

[ENG_CVM_CVM_3-644695-3_G.3d_igs.zip](#)

English

Customer View Model

[ENG_CVM_CVM_3-644695-3_G.3d_stp.zip](#)

English

Customer View Model

[ENG_CVM_3-644695-3_E1.3d_igs.zip](#)

English

Customer View Model

[ENG_CVM_3-644695-3_E1.3d_stp.zip](#)

English

Customer View Model

[ENG_CVM_3-644695-3_E1.2d_dxf.zip](#)

English

3D PDF

English

By downloading the CAD file I accept and agree to the [Terms and Conditions](#) of use.

Product Specifications

[Application Specification](#)

English

Agency Approvals

[Agency Approval Document](#)

English