



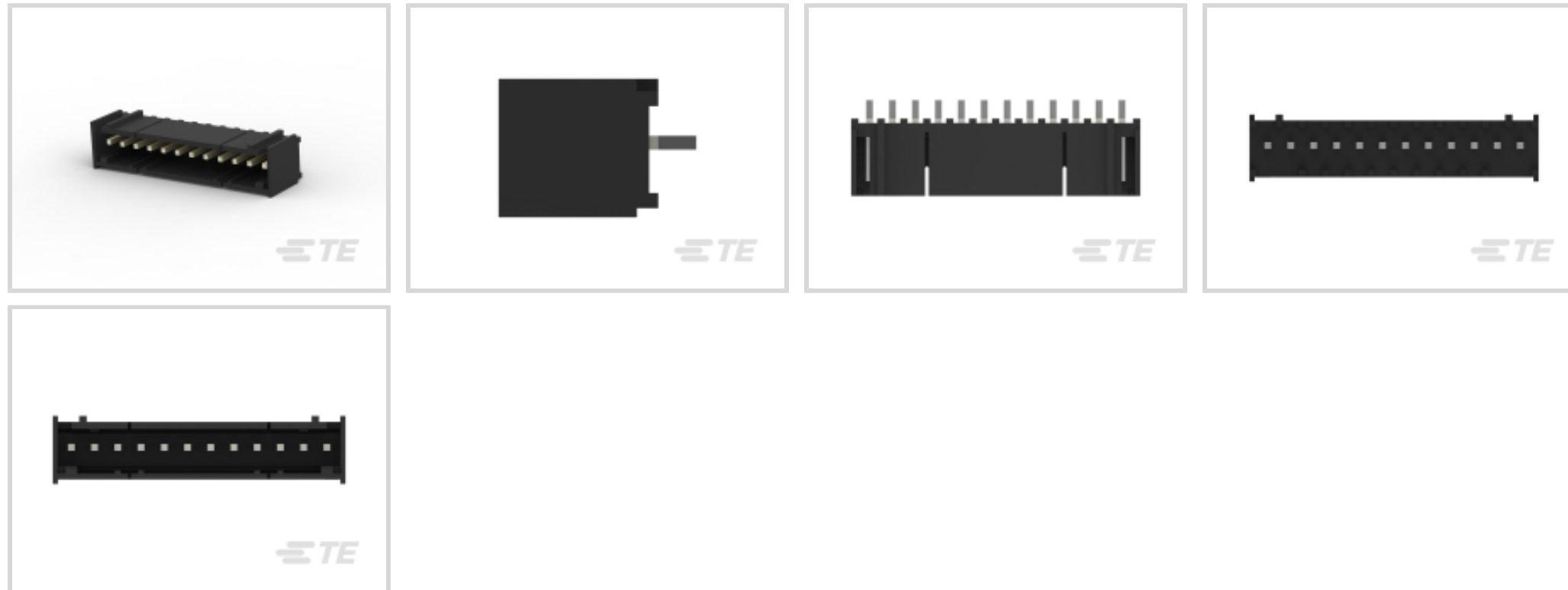
**MTA 156**

TE Internal #: 3-647123-2

PCB Mount Header, Vertical, Wire-to-Board, 12 Position, 3.96 mm [.156 in] Centerline, Fully Shrouded, Tin (Sn), Through Hole - Solder, Power, MTA 156

[View on TE.com >](#)

Connectors > PCB Connectors > PCB Headers & Receptacles



PCB Connector Type: **PCB Mount Header**

PCB Mount Orientation: **Vertical**

Connector System: **Wire-to-Board**

Number of Positions: **12**

Centerline (Pitch): **3.96 mm [.156 in]**

**Features**

**Product Type Features**

Mixed & Hybrid Header	No
Connector Shape	Rectangular
PCB Connector Type	PCB Mount Header
Connector System	Wire-to-Board
Header Type	Fully Shrouded
Sealable	No
Connector & Contact Terminates To	Printed Circuit Board
Connector Product Type	Connector Assembly

**Configuration Features**

Connector Contact Load Condition	Fully Loaded
Number of Columns	12
Number of Loaded Positions	12
PCB Mount Orientation	Vertical
Number of Positions	12



Number of Rows	1
----------------	---

Number of Power Positions	12
---------------------------	----

### Electrical Characteristics

Operating Voltage	600 VAC
-------------------	---------

### Body Features

Connector Profile	Standard
-------------------	----------

Primary Product Color	Black
-----------------------	-------

### Contact Features

Contact Underplating Material	Nickel
-------------------------------	--------

Contact Underplating Material Thickness	1.27 $\mu$ m[50 $\mu$ in]
---	---------------------------

Contact Size	1.14mm
--------------	--------

Mating Square Post Dimension	1.14 mm[.045 in]
------------------------------	------------------

Contact Base Material	Copper Alloy
-----------------------	--------------

PCB Contact Termination Area Plating Material Finish	Matte
--	-------

PCB Contact Termination Area Plating Material Thickness	3.81 – 8.89 $\mu$ m[150 – 350 $\mu$ in]
---	---

Contact Shape & Form	Square
----------------------	--------

Contact Layout	Inline
----------------	--------

Contact Mating Area Length	7.62 mm[.3 in]
----------------------------	----------------

Contact Mating Area Plating Material	Tin (Sn)
--------------------------------------	----------

Contact Mating Area Plating Material Finish	Matte
---	-------

Contact Mating Area Plating Material Thickness	3.81 – 8.89 $\mu$ m[150 – 350 $\mu$ in]
--	---

Contact Type	Tab
--------------	-----

Contact Current Rating (Max)	14.24 A
------------------------------	---------

PCB Contact Termination Area Plating Material	Tin
---	-----

### Termination Features

Square Termination Post & Tail Dimension	1.14 mm[.045 in]
--	------------------

Termination Post & Tail Length	3.18 mm[.125 in]
--------------------------------	------------------

Termination Method to PCB	Through Hole - Solder
---------------------------	-----------------------

### Mechanical Attachment

Panel Mount Feature	Without
---------------------	---------

Mating Alignment Type	Polarization
-----------------------	--------------

Mating Retention Type	Latch Detent
-----------------------	--------------



PCB Mount Alignment	Without
---------------------	---------

Mating Retention	With
------------------	------

PCB Mount Retention	Without
---------------------	---------

Connector Mounting Type	Board Mount
-------------------------	-------------

Mating Alignment	With
------------------	------

### Housing Features

Mating Entry Location	Top
-----------------------	-----

Centerline (Pitch)	3.96 mm [.156 in]
--------------------	-------------------

Housing Material	Thermoplastic Polyester GF
------------------	----------------------------

### Dimensions

Connector Width	11.56 mm [.455 in]
-----------------	--------------------

Connector Height	13.34 mm [.525 in]
------------------	--------------------

Connector Length	49.94 mm [1.966 in]
------------------	---------------------

PCB Thickness (Recommended)	1.57 mm [.062 in]
-----------------------------	-------------------

### Usage Conditions

Operating Temperature (Max)	105 °C [221 °F]
-----------------------------	-----------------

Operating Temperature Range	-55 – 105 °C [-67 – 221 °F]
-----------------------------	-----------------------------

### Operation/Application

Circuit Application	Power
---------------------	-------

### Industry Standards

Compatible With Agency/Standards Products	CSA, UL
---	---------

UL Rating	Recognized
-----------	------------

Compatible With Approved Standards Products	UL E28476
---	-----------

Glow Wire Rating	Standard Part - Not Glow Wire
------------------	-------------------------------

UL Flammability Rating	UL 94V-0
------------------------	----------

### Packaging Features

Packaging Quantity	1
--------------------	---

Packaging Method	Package
------------------	---------

### Product Compliance

For compliance documentation, visit the product page on [TE.com](https://www.te.com)>

EU RoHS Directive 2011/65/EU	Compliant
------------------------------	-----------




EU ELV Directive 2000/53/EC	Compliant
China RoHS 2 Directive MIIT Order No 32, 2016	No Restricted Materials Above Threshold
EU REACH Regulation (EC) No. 1907/2006	Current ECHA Candidate List: JUNE 2025 (250) Candidate List Declared Against: JUNE 2025 (250) Does not contain REACH SVHC
Halogen Content	Not Low Halogen - contains Br or Cl > 900 ppm.
Solder Process Capability	Wave solder capable to 240°C

Product Compliance Disclaimer

This information is provided based on reasonable inquiry of our suppliers and represents our current actual knowledge based on the information they provided. This information is subject to change. The part numbers that TE has identified as EU RoHS compliant have a maximum concentration of 0.1% by weight in homogenous materials for lead, hexavalent chromium, mercury, PBB, PBDE, DBP, BBP, DEHP, DIBP, and 0.01% for cadmium, or qualify for an exemption to these limits as defined in the Annexes of Directive 2011/65/EU (RoHS2). Finished electrical and electronic equipment products will be CE marked as required by Directive 2011/65/EU. Components may not be CE marked. Additionally, the part numbers that TE has identified as EU ELV compliant have a maximum concentration of 0.1% by weight in homogenous materials for lead, hexavalent chromium, and mercury, and 0.01% for cadmium, or qualify for an exemption to these limits as defined in the Annexes of Directive 2000/53/EC (ELV). Regarding the REACH Regulation, the information TE provides on SVHC in articles for this part number is based on the latest European Chemicals Agency (ECHA) 'Guidance on requirements for substances in articles' posted at this URL: <https://echa.europa.eu/guidance-documents/guidance-on-reach>

## Compatible Parts

 <p>TE Part # 4-644464-2 12P MTA156 CONN ASSY 24AWG LF</p>	 <p>TE Part # 4-644860-2 12P MTA156 CONN ASSY 18AWG LF</p>	 <p>TE Part # 1-643071-2 12P MTA156 FD-THRU COVER</p>	 <p>TE Part # 4-644465-2 12P MTA156 CONN ASSY 18AWG ORA</p>
 <p>TE Part # 4-644467-2 12P MTA156 CONN ASSY 22AWG LF</p>	 <p>TE Part # 4-643820-2 12P MTA156 CONN ASSY 24AWG LF</p>	 <p>TE Part # 4-640430-2 12P MTA156 CONN ASSY 26AWG BLU</p>	 <p>TE Part # 4-640428-2 12P MTA156 CONN ASSY 22AWG RED</p>




TE Part # 4-640602-2  
12P MTA156 CONN ASSY 24AWG LF



TE Part # 4-640604-2  
12P MTA156 CONN ASSY 18AWG LF



TE Part # 1-2132189-2  
12P SL156 HSG W/LCK RMP, TABS & RTNR



TE Part # 4-644466-2  
12P MTA156 CONN ASSY 20AWG YEL



TE Part # 1-643067-2  
12P MTA156 MOLDED COVER



TE Part # 1-770996-2  
12P SL 156 HSG W/TABS W/O LR



TE Part # 1-640551-2  
12P MTA156 COVER



TE Part # 4-643819-2  
12P MTA156 CONN ASSY 22AWG LF



TE Part # 4-640426-2  
12P MTA156 CONN ASSY 18AWG ORA



TE Part # 4-640605-2  
12P MTA156 CONN ASSY 20AWG LF



TE Part # 4-640432-2  
12P MTA156 CONN ASSY 20AWG YEL




TE Part # 4-640599-2  
12P MTA156 CONN ASSY 18AWG ORA

Also in the Series | **MTA 156**




Connector Caps & Covers(89)



Connector Contacts(4)




Connector Hardware(2)




Power Contacts(3)



Rectangular Power Connectors(1178)



Standard Rectangular Connectors(667)



Wire-to-Board Connector Assemblies & Housings(594)

Customers Also Bought



## Documents

### Product Drawings

[12P MTA156 SHRD HDR ASSY SQ SN](#)

English

### CAD Files

[3D PDF](#)

3D

Customer View Model

[ENG\\_CVM\\_CVM\\_3-647123-2\\_D.2d\\_dxf.zip](#)

English

Customer View Model

[ENG\\_CVM\\_CVM\\_3-647123-2\\_D.3d\\_igs.zip](#)

English

Customer View Model

[ENG\\_CVM\\_CVM\\_3-647123-2\\_D.3d\\_stp.zip](#)

English

By downloading the CAD file I accept and agree to the [Terms and Conditions](#) of use.

### Product Specifications



## Application Specification

English