

53112-1 ✓ ACTIVE

TE Internal #: 53112-1

20 – 16 AWG, .5 – 1.25 mm² Wire, Uninsulated, Serrated, 8

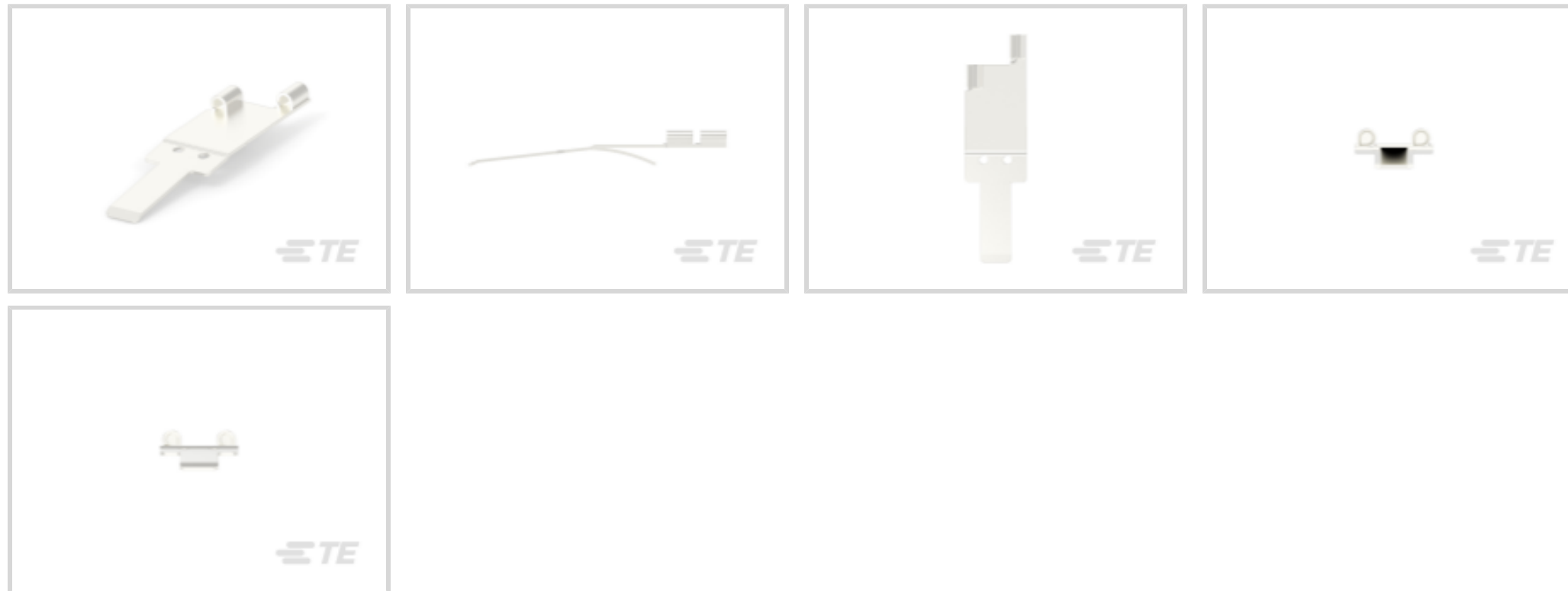
Serration, 41.1 mm [1.63 in] Length, Bag, Open Barrel, Stranded

Wire, Discrete Wire

[View on TE.com >](#)



Terminals & Splices > Splices



Wire Size: .5 – 1.25 mm²

Sealable: **No**

Splice Features: **Serrated**

Terminal Material Thickness: .51 mm [.021 in]

Features

Product Type Features

Sealable	No
Compatible With Discrete Wire Type	Stranded
Wire Insulation Support Retention Type	Non-Insulation Support

Configuration Features

Number of Serrations	8
Compatible With Wire & Cable Type	Discrete Wire

Body Features

Splice Features	Serrated
-----------------	----------

Contact Features

Terminal Plating Material	Silver
Barrel Type	Open

Termination Features

Termination Method to Wire & Cable	Crimp
------------------------------------	-------

Mechanical Attachment

Wire Insulation Support	Without
-------------------------	---------

Dimensions

Wire Size	.5 – 1.25 mm ²
Terminal Material Thickness	.51 mm[.021 in]
Product Length	41.1 mm[1.63 in]

Usage Conditions

Insulation Option	Uninsulated
-------------------	-------------

Industry Standards

Government Qualified Splice	No
-----------------------------	----

Packaging Features

Packaging Quantity	100
Packaging Method	Bag

Product Compliance

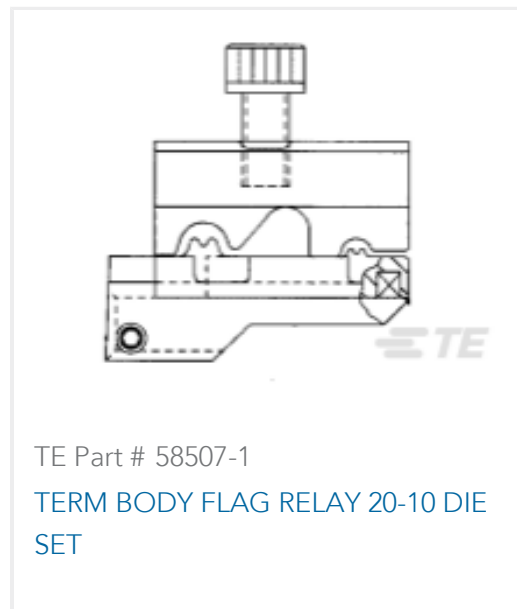
[For compliance documentation, visit the product page on TE.com>](#)

EU RoHS Directive 2011/65/EU	Compliant
EU ELV Directive 2000/53/EC	Compliant
China RoHS 2 Directive MIIT Order No 32, 2016	有害物质含量符合标准要求 No Restricted Substance(s) Above Threshold
EU REACH Regulation (EC) No. 1907/2006	Current ECHA Candidate List: JUNE 2025 (250) Candidate List Declared Against: JUNE 2025 (250) Does not contain REACH SVHC
Halogen Content	Low Halogen - Br, Cl, F < 900 ppm per homogenous material. Also BFR/CFR/PVC Free
Solder Process Capability	Not applicable for solder process capability

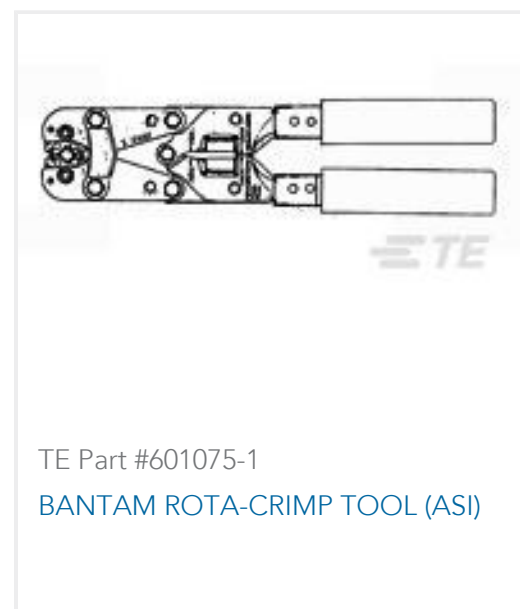
Product Compliance Disclaimer

This information is provided based on reasonable inquiry of our suppliers and represents our current actual knowledge based on the information they provided. This information is subject to change. The part numbers that TE has identified as EU RoHS compliant have a maximum concentration of 0.1% by weight in homogenous materials for lead, hexavalent chromium, mercury, PBB, PBDE, DBP, BBP, DEHP, DIBP, and 0.01% for cadmium, or qualify for an exemption to these limits as defined in the Annexes of Directive 2011/65/EU (RoHS2). Finished electrical and electronic equipment products will be CE marked as required by Directive 2011/65/EU. Components may not be CE marked. Additionally, the part numbers that TE has identified as EU ELV compliant have a maximum concentration of 0.1% by weight in homogenous materials for lead, hexavalent chromium, and mercury, and 0.01% for cadmium, or qualify for an exemption to these limits as defined in the Annexes of Directive 2000/53/EC (ELV). Regarding the REACH Regulation, the information TE provides on SVHC in articles for this part number is based on the latest European Chemicals Agency (ECHA) 'Guidance on requirements for substances in articles' posted at this URL: <https://echa.europa.eu/guidance-documents/guidance-on-reach>

Compatible Parts



Customers Also Bought



Documents

Product Drawings

[FLAG RELAY, SPECIAL-RR 20-16](#)

English

CAD Files

[3D PDF](#)

3D

[Customer View Model](#)

[ENG_CVM_CVM_53112-1_Z.2d_dxf.zip](#)

English

[Customer View Model](#)

[ENG_CVM_CVM_53112-1_Z.3d_igs.zip](#)

English

[Customer View Model](#)

53112-1

20 – 16 AWG, .5 – 1.25 mm² Wire, Uninsulated, Serrated, 8 Serration, 41.1 mm [1.63 in] Length, Bag, Open Barrel, Stranded Wire, Discrete Wire



[ENG_CVM_CVM_53112-1_Z.3d_stp.zip](#)

English

By downloading the CAD file I accept and agree to the [Terms and Conditions](#) of use.