



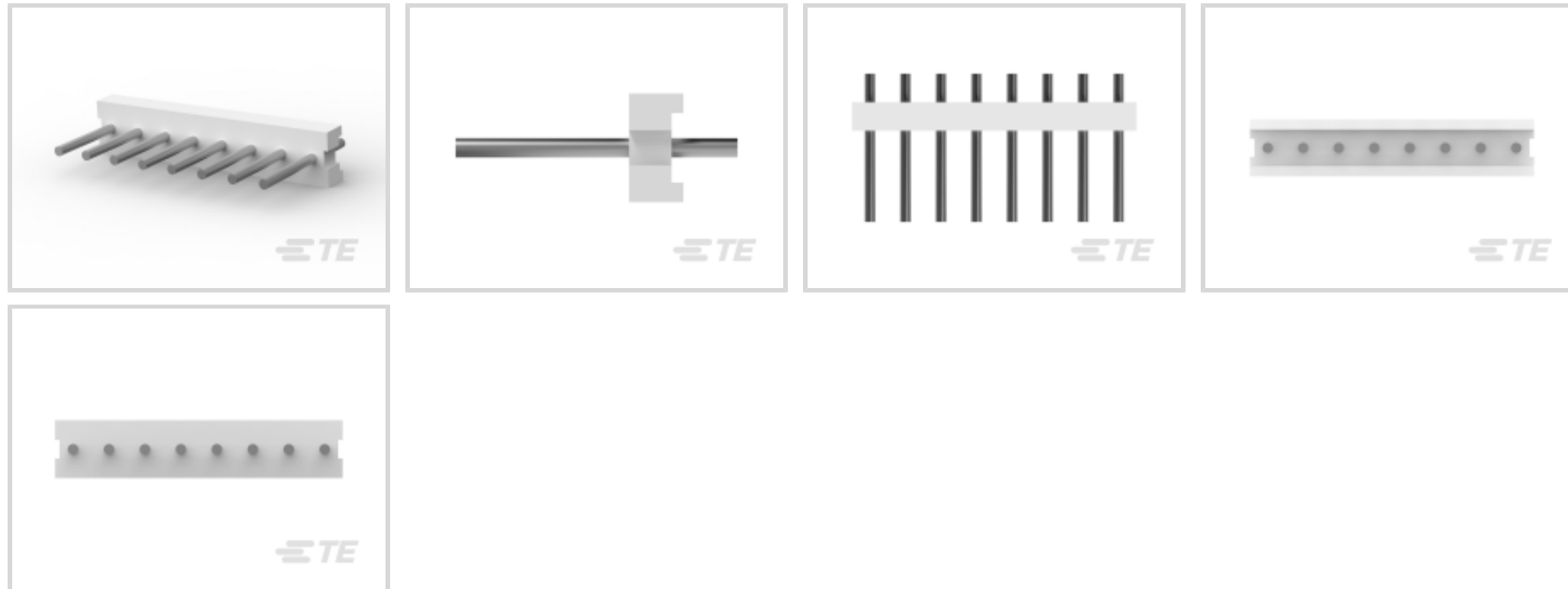
MTA 156

TE Internal #: 640384-8

PCB Mount Header, Vertical, Wire-to-Board, 8 Position, 3.96 mm [.156 in] Centerline, Unshrouded, Tin (Sn), Through Hole - Solder, Power, MTA 156

[View on TE.com >](#)

Connectors > PCB Connectors > PCB Headers & Receptacles



PCB Connector Type: **PCB Mount Header**

PCB Mount Orientation: **Vertical**

Connector System: **Wire-to-Board**

Number of Positions: **8**

Centerline (Pitch): **3.96 mm [.156 in]**

**Features**

**Product Type Features**

|                                   |                       |
|-----------------------------------|-----------------------|
| Mixed & Hybrid Header             | No                    |
| Connector Shape                   | Rectangular           |
| PCB Connector Type                | PCB Mount Header      |
| Connector System                  | Wire-to-Board         |
| Header Type                       | Unshrouded            |
| Sealable                          | No                    |
| Connector & Contact Terminates To | Printed Circuit Board |
| Connector Product Type            | Connector Assembly    |

**Configuration Features**

|                                  |              |
|----------------------------------|--------------|
| Number of Columns                | 8            |
| Number of Loaded Positions       | 8            |
| Connector Contact Load Condition | Fully Loaded |
| PCB Mount Orientation            | Vertical     |
| Number of Positions              | 8            |



|                |   |
|----------------|---|
| Number of Rows | 1 |
|----------------|---|

|                           |   |
|---------------------------|---|
| Number of Power Positions | 8 |
|---------------------------|---|

### Electrical Characteristics

|                   |         |
|-------------------|---------|
| Operating Voltage | 600 VAC |
|-------------------|---------|

### Body Features

|                       |         |
|-----------------------|---------|
| Primary Product Color | Natural |
|-----------------------|---------|

### Contact Features

|                               |        |
|-------------------------------|--------|
| Contact Underplating Material | Nickel |
|-------------------------------|--------|

|                     |                  |
|---------------------|------------------|
| Mating Pin Diameter | 1.14 mm[.045 in] |
|---------------------|------------------|

|   |                           |
|---|---------------------------|
| Contact Underplating Material Thickness | 1.27 $\mu$ m[50 $\mu$ in] |
|---|---------------------------|

|              |        |
|--------------|--------|
| Contact Size | 1.14mm |
|--------------|--------|

|   |                            |
|---|----------------------------|
| PCB Contact Termination Area Plating Material Thickness | 2.54 $\mu$ m[100 $\mu$ in] |
|---|----------------------------|

|                      |       |
|----------------------|-------|
| Contact Shape & Form | Round |
|----------------------|-------|

|                |        |
|----------------|--------|
| Contact Layout | Inline |
|----------------|--------|

|                            |                 |
|----------------------------|-----------------|
| Contact Mating Area Length | 10.16 mm[.4 in] |
|----------------------------|-----------------|

|                       |              |
|-----------------------|--------------|
| Contact Base Material | Copper Alloy |
|-----------------------|--------------|

|                                      |          |
|--------------------------------------|----------|
| Contact Mating Area Plating Material | Tin (Sn) |
|--------------------------------------|----------|

|  |                            |
|--|----------------------------|
| Contact Mating Area Plating Material Thickness | 2.54 $\mu$ m[100 $\mu$ in] |
|--|----------------------------|

|              |     |
|--------------|-----|
| Contact Type | Pin |
|--------------|-----|

|                              |         |
|------------------------------|---------|
| Contact Current Rating (Max) | 14.24 A |
|------------------------------|---------|

|   |     |
|---|-----|
| PCB Contact Termination Area Plating Material | Tin |
|---|-----|

### Termination Features

|                                  |                  |
|----------------------------------|------------------|
| Termination Post & Tail Diameter | 1.14 mm[.045 in] |
|----------------------------------|------------------|

|                                |                  |
|--------------------------------|------------------|
| Termination Post & Tail Length | 3.18 mm[.125 in] |
|--------------------------------|------------------|

|                           |                       |
|---------------------------|-----------------------|
| Termination Method to PCB | Through Hole - Solder |
|---------------------------|-----------------------|

### Mechanical Attachment

|                     |         |
|---------------------|---------|
| Panel Mount Feature | Without |
|---------------------|---------|

|                     |         |
|---------------------|---------|
| PCB Mount Alignment | Without |
|---------------------|---------|

|                  |         |
|------------------|---------|
| Mating Retention | Without |
|------------------|---------|

|                     |         |
|---------------------|---------|
| PCB Mount Retention | Without |
|---------------------|---------|

|                         |             |
|-------------------------|-------------|
| Connector Mounting Type | Board Mount |
|-------------------------|-------------|

|                  |         |
|------------------|---------|
| Mating Alignment | Without |
|------------------|---------|



### Housing Features

|                       |                            |
|-----------------------|----------------------------|
| Mating Entry Location | Top                        |
| Centerline (Pitch)    | 3.96 mm [.156 in]          |
| Housing Material      | Thermoplastic Polyester GF |

### Dimensions

|                             |                    |
|-----------------------------|--------------------|
| Connector Width             | 6.35 mm [.25 in]   |
| PCB Thickness (Recommended) | 1.57 mm [.062 in]  |
| Connector Height            | 13.34 mm [.525 in] |
| Connector Length            | 31.7 mm [1.248 in] |

### Usage Conditions

|                             |                             |
|-----------------------------|-----------------------------|
| Operating Temperature (Max) | 105 °C [221 °F]             |
| Operating Temperature Range | -55 – 105 °C [-67 – 221 °F] |

### Operation/Application

|                     |       |
|---------------------|-------|
| Circuit Application | Power |
|---------------------|-------|

### Industry Standards

|   |                               |
|---|-------------------------------|
| Compatible With Agency/Standards Products   | CSA, UL                       |
| UL Rating                                   | Recognized                    |
| Compatible With Approved Standards Products | UL E28476                     |
| Glow Wire Rating                            | Standard Part - Not Glow Wire |
| UL Flammability Rating                      | UL 94V-0                      |

### Packaging Features

|                    |         |
|--------------------|---------|
| Packaging Quantity | 1000    |
| Packaging Method   | Package |

### Product Compliance

[For compliance documentation, visit the product page on TE.com>](#)

|   |  |
|---|--|
| EU RoHS Directive 2011/65/EU                  | Compliant  |
| EU ELV Directive 2000/53/EC                   | Compliant  |
| China RoHS 2 Directive MIIT Order No 32, 2016 | 有害物质含量符合标准要求 No Restricted Substance(s) Above Threshold  |
| EU REACH Regulation (EC) No. 1907/2006        | Current ECHA Candidate List: JUNE 2025 (250)<br>Candidate List Declared Against: JUNE 2025 (250) |



Does not contain REACH SVHC

Halogen Content

Not Low Halogen - contains Br or Cl > 900 ppm.

Solder Process Capability

Wave solder capable to 265°C

Product Compliance Disclaimer

This information is provided based on reasonable inquiry of our suppliers and represents our current actual knowledge based on the information they provided. This information is subject to change. The part numbers that TE has identified as EU RoHS compliant have a maximum concentration of 0.1% by weight in homogenous materials for lead, hexavalent chromium, mercury, PBB, PBDE, DBP, BBP, DEHP, DIBP, and 0.01% for cadmium, or qualify for an exemption to these limits as defined in the Annexes of Directive 2011/65/EU (RoHS2). Finished electrical and electronic equipment products will be CE marked as required by Directive 2011/65/EU. Components may not be CE marked. Additionally, the part numbers that TE has identified as EU ELV compliant have a maximum concentration of 0.1% by weight in homogenous materials for lead, hexavalent chromium, and mercury, and 0.01% for cadmium, or qualify for an exemption to these limits as defined in the Annexes of Directive 2000/53/EC (ELV). Regarding the REACH Regulation, the information TE provides on SVHC in articles for this part number is based on the latest European Chemicals Agency (ECHA) 'Guidance on requirements for substances in articles' posted at this URL: <https://echa.europa.eu/guidance-documents/guidance-on-reach>

## Compatible Parts



TE Part # 3-640599-8  
08P MTA156 CONN ASSY 18AWG ORA



TE Part # 3-640602-8  
08P MTA156 CONN ASSY 24AWG LF



TE Part # 3-640433-8  
08P MTA156 CONN ASSY 22AWG RED



TE Part # 3-640601-8  
08P MTA156 CONN ASSY 22AWG LF



TE Part # 3-644463-8  
08P MTA156 CONN ASSY 22AWG RED



TE Part # 3-640606-8  
08P MTA156 CONN ASSY 22AWG LF



TE Part # 3-640431-8  
08P MTA156 CONN ASSY 18AWG ORA



TE Part # 3-643819-8  
08P MTA156 CONN ASSY 22AWG RED



TE Part # 3-643818-8  
08P MTA156 CONN ASSY 20AWG YEL



TE Part # 3-640605-8  
08P MTA156 CONN ASSY 20AWG LF



TE Part # 3-640434-8  
08P MTA156 CONN ASSY 24AWG WHT



TE Part # 644968-4  
08P MTA156 HDR ASSY OMIT#5,7



TE Part # 643071-8  
08P MTA156 FD-THRU COVER



TE Part # 643067-8  
08P MTA156 MOLDED COVER



TE Part # 640251-8  
08P SL156 HSG W/O LCK RAMP



TE Part # 640551-8  
08P MTA156 COVER



TE Part # 3-643817-8  
08P MTA156 CONN ASSY 18AWG ORA



TE Part # 3-640432-8  
08P MTA156 CONN ASSY 20AWG YEL



TE Part # 3-640430-8  
08P MTA156 CONN ASSY 26AWG BLU

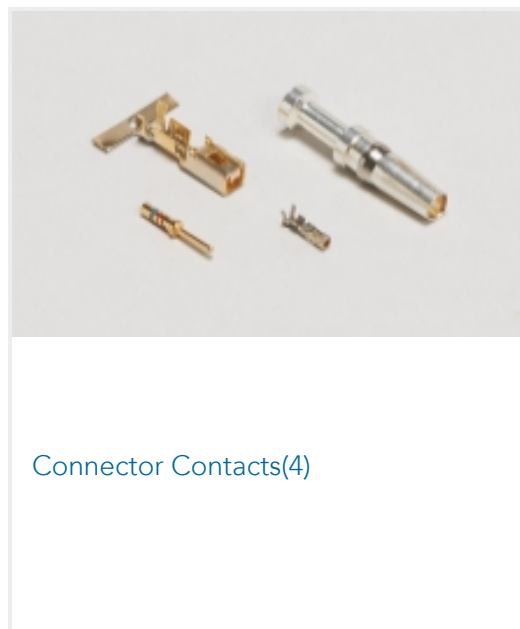


TE Part # 3-640600-8  
08P MTA156 CONN ASSY 20AWG LF

## Also in the Series | MTA 156



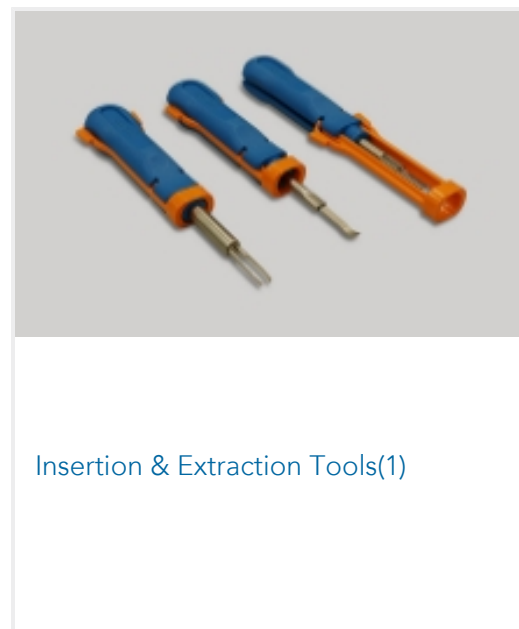
Connector Caps & Covers(89)



Connector Contacts(4)



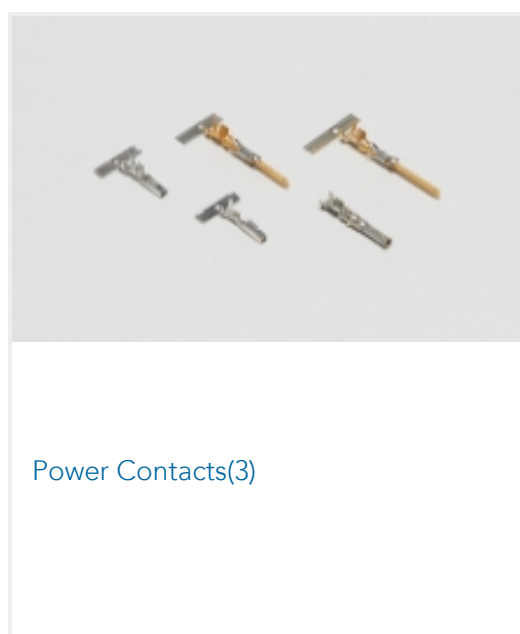
Connector Hardware(2)



Insertion & Extraction Tools(1)



PCB Headers & Receptacles(677)



Power Contacts(3)



Rectangular Power Connectors(1178)

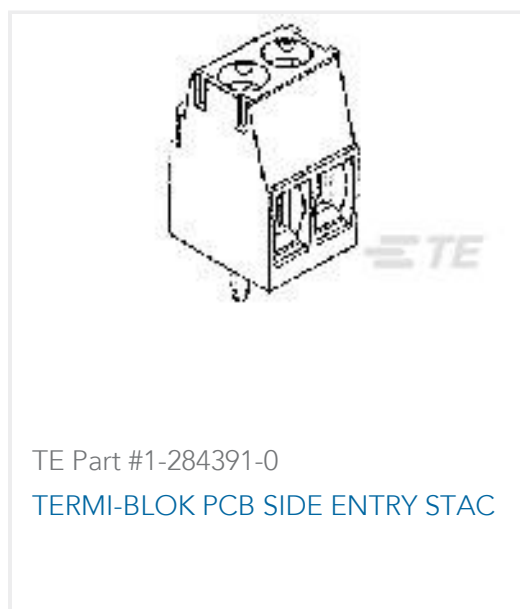


Wire-to-Board Headers & Receptacles (677)

## Customers Also Bought



TE Part #9-146281-0  
40 MODII HDR SRST B/A .100CL



TE Part #1-284391-0  
TERMI-BLOK PCB SIDE ENTRY STAC



TE Part #380598-1  
RCR AU-SPR AU-CUP 018-040



TE Part #4-640440-0  
10P MTA100 CONN ASSY 22AWG RED



TE Part #640917-1  
RECEPT,PIDG FASTON 22-18 187




TE Part #1676153-2  
RN 0805 10K 0.1% 10PPM 1KRL



TE Part #2-2176372-6  
RQ 0603 90K9 0.1% 10PPM 5K RL



TE Part #2314578-1  
R/A HEADER, MULTI-BEAM XLE, VITA 62



TE Part #5650462-4  
ASSY,RECEPTACLE,EUROCARD,TYPE



TE Part #2267473-1  
SIZE 11 PERIPHERAL SEAL, CPC

## Documents

### Product Drawings

#### 08P MTA156 HDR ASSY STR RND SN

English

### CAD Files

#### Customer View Model

[ENG\\_CVM\\_CVM\\_640384-8\\_AC.2d\\_dxf.zip](#)

English

#### 3D PDF

3D

#### Customer View Model

[ENG\\_CVM\\_CVM\\_640384-8\\_AC.3d\\_igs.zip](#)

English

#### Customer View Model

[ENG\\_CVM\\_CVM\\_640384-8\\_AC.3d\\_stp.zip](#)

English

By downloading the CAD file I accept and agree to the [Terms and Conditions](#) of use.

### Product Specifications

#### Application Specification

English

### Agency Approvals

#### Agency Approval Document

English