



MTA 156

TE Internal #: 640445-8

PCB Mount Header, Vertical, Wire-to-Board, 8 Position, 3.96 mm [.156 in] Centerline, Partially Shrouded, Tin (Sn), Through Hole - Solder, MTA 156

[View on TE.com >](#)

Connectors > PCB Connectors > PCB Headers & Receptacles



PCB Connector Type: **PCB Mount Header**

PCB Mount Orientation: **Vertical**

Connector System: **Wire-to-Board**

Number of Positions: **8**

Centerline (Pitch): **3.96 mm [.156 in]**

Features

Product Type Features

| | |
|-----------------------------------|-----------------------|
| Mixed & Hybrid Header | No |
| Connector Shape | Rectangular |
| PCB Connector Type | PCB Mount Header |
| Connector System | Wire-to-Board |
| Header Type | Partially Shrouded |
| Sealable | No |
| Connector & Contact Terminates To | Printed Circuit Board |
| Connector Product Type | Connector Assembly |

Configuration Features

| | |
|----------------------------------|--------------|
| Number of Columns | 8 |
| Number of Loaded Positions | 8 |
| Connector Contact Load Condition | Fully Loaded |
| PCB Mount Orientation | Vertical |
| Number of Positions | 8 |



| | |
|----------------|---|
| Number of Rows | 1 |
|----------------|---|

| | |
|---------------------------|---|
| Number of Power Positions | 8 |
|---------------------------|---|

Electrical Characteristics

| | |
|-------------------|---------|
| Operating Voltage | 600 VAC |
|-------------------|---------|

Body Features

| | |
|-----------------------|---------|
| Primary Product Color | Natural |
|-----------------------|---------|

Contact Features

| | |
|-------------------------------|--------|
| Contact Underplating Material | Nickel |
|-------------------------------|--------|

| | |
|-----------------------------------------|-----------------------------------------|
| Contact Underplating Material Thickness | 1.27 μm [50 μin] |
|-----------------------------------------|-----------------------------------------|

| | |
|--------------|--------|
| Contact Size | 1.14mm |
|--------------|--------|

| | |
|------------------------------|------------------|
| Mating Square Post Dimension | 1.14 mm[.045 in] |
|------------------------------|------------------|

| | |
|---------------------------------------------------------|------------------------------------------|
| PCB Contact Termination Area Plating Material Thickness | 2.54 μm [100 μin] |
|---------------------------------------------------------|------------------------------------------|

| | |
|----------------------|--------|
| Contact Shape & Form | Square |
|----------------------|--------|

| | |
|----------------|--------|
| Contact Layout | Inline |
|----------------|--------|

| | |
|----------------------------|-----------------|
| Contact Mating Area Length | 10.16 mm[.4 in] |
|----------------------------|-----------------|

| | |
|-----------------------|--------------|
| Contact Base Material | Copper Alloy |
|-----------------------|--------------|

| | |
|--------------------------------------|----------|
| Contact Mating Area Plating Material | Tin (Sn) |
|--------------------------------------|----------|

| | |
|------------------------------------------------|------------------------------------------|
| Contact Mating Area Plating Material Thickness | 2.54 μm [100 μin] |
|------------------------------------------------|------------------------------------------|

| | |
|--------------|-----|
| Contact Type | Tab |
|--------------|-----|

| | |
|------------------------------|---------|
| Contact Current Rating (Max) | 14.24 A |
|------------------------------|---------|

| | |
|-----------------------------------------------|-----|
| PCB Contact Termination Area Plating Material | Tin |
|-----------------------------------------------|-----|

Termination Features

| | |
|--------------------------------|------------------|
| Termination Post & Tail Length | 3.18 mm[.125 in] |
|--------------------------------|------------------|

| | |
|------------------------------------------|------------------|
| Square Termination Post & Tail Dimension | 1.14 mm[.045 in] |
|------------------------------------------|------------------|

| | |
|---------------------------|-----------------------|
| Termination Method to PCB | Through Hole - Solder |
|---------------------------|-----------------------|

Mechanical Attachment

| | |
|---------------------|---------|
| Panel Mount Feature | Without |
|---------------------|---------|

| | |
|-----------------------|---------------|
| Mating Retention Type | Friction Lock |
|-----------------------|---------------|

| | |
|---------------------|---------|
| PCB Mount Alignment | Without |
|---------------------|---------|

| | |
|------------------|------|
| Mating Retention | With |
|------------------|------|

| | |
|---------------------|---------|
| PCB Mount Retention | Without |
|---------------------|---------|

| | |
|-------------------------|-------------|
| Connector Mounting Type | Board Mount |
|-------------------------|-------------|



| | |
|------------------|---------|
| Mating Alignment | Without |
|------------------|---------|

Housing Features

| | |
|-----------------------|----------------------------|
| Mating Entry Location | Top |
| Centerline (Pitch) | 3.96 mm [.156 in] |
| Housing Material | Thermoplastic Polyester GF |

Dimensions

| | |
|-----------------------------|--------------------|
| Connector Width | 7.62 mm [.3 in] |
| PCB Thickness (Recommended) | 1.57 mm [.062 in] |
| Connector Height | 10.79 mm [.425 in] |
| Connector Length | 31.7 mm [1.248 in] |

Usage Conditions

| | |
|-----------------------------|-----------------------------|
| Operating Temperature (Max) | 105 °C [221 °F] |
| Operating Temperature Range | -55 – 105 °C [-67 – 221 °F] |

Operation/Application

| | |
|---------------------|-------|
| Circuit Application | Power |
|---------------------|-------|

Industry Standards

| | |
|---------------------------------------------|-------------------------------|
| Compatible With Agency/Standards Products | CSA, UL, VDE |
| UL Rating | Recognized |
| Compatible With Approved Standards Products | UL E28476 |
| Glow Wire Rating | Standard Part - Not Glow Wire |
| UL Flammability Rating | UL 94V-0 |

Packaging Features

| | |
|--------------------|---------|
| Packaging Quantity | 1000 |
| Packaging Method | Package |

Product Compliance

[For compliance documentation, visit the product page on TE.com>](#)

| | |
|-----------------------------------------------|----------------------------------------------|
| EU RoHS Directive 2011/65/EU | Compliant |
| EU ELV Directive 2000/53/EC | Compliant |
| China RoHS 2 Directive MIIT Order No 32, 2016 | No Restricted Materials Above Threshold |
| EU REACH Regulation (EC) No. 1907/2006 | Current ECHA Candidate List: JUNE 2025 (250) |



Candidate List Declared Against: JUNE 2025 (250)
Does not contain REACH SVHC

| | |
|---------------------------|------------------------------------------------|
| Halogen Content | Not Low Halogen - contains Br or Cl > 900 ppm. |
| Solder Process Capability | Wave solder capable to 265°C |

Product Compliance Disclaimer

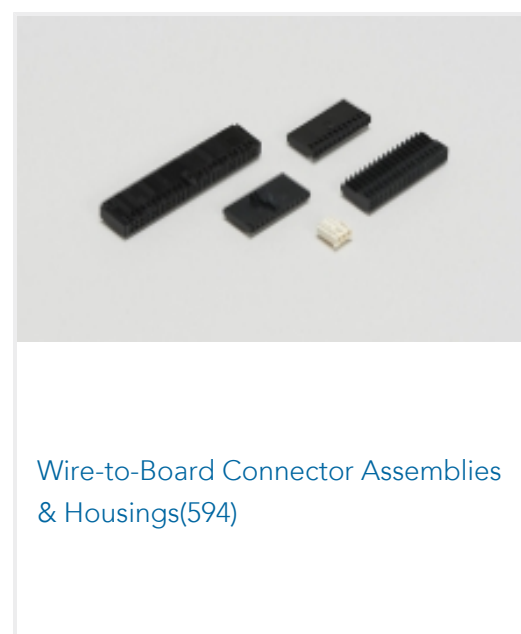

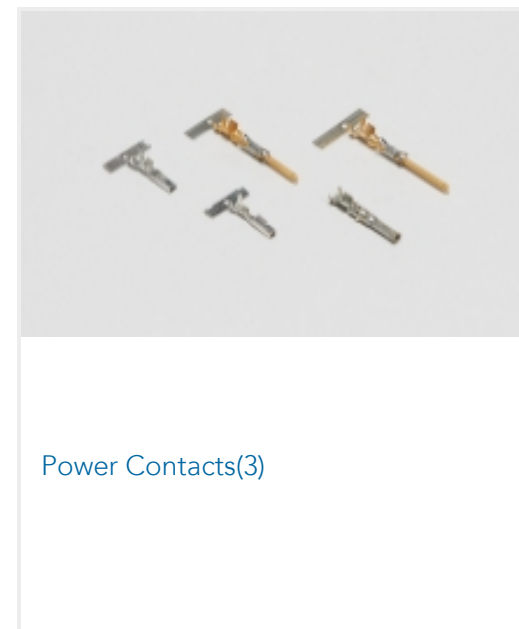
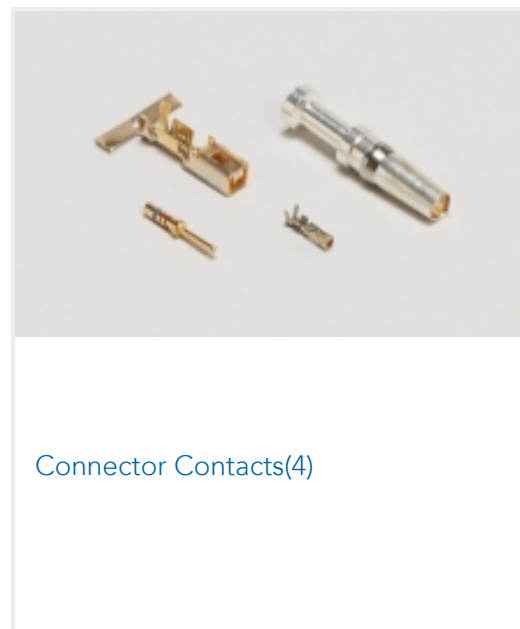
This information is provided based on reasonable inquiry of our suppliers and represents our current actual knowledge based on the information they provided. This information is subject to change. The part numbers that TE has identified as EU RoHS compliant have a maximum concentration of 0.1% by weight in homogenous materials for lead, hexavalent chromium, mercury, PBB, PBDE, DBP, BBP, DEHP, DIBP, and 0.01% for cadmium, or qualify for an exemption to these limits as defined in the Annexes of Directive 2011/65/EU (RoHS2). Finished electrical and electronic equipment products will be CE marked as required by Directive 2011/65/EU. Components may not be CE marked. Additionally, the part numbers that TE has identified as EU ELV compliant have a maximum concentration of 0.1% by weight in homogenous materials for lead, hexavalent chromium, and mercury, and 0.01% for cadmium, or qualify for an exemption to these limits as defined in the Annexes of Directive 2000/53/EC (ELV). Regarding the REACH Regulation, the information TE provides on SVHC in articles for this part number is based on the latest European Chemicals Agency (ECHA) 'Guidance on requirements for substances in articles' posted at this URL: <https://echa.europa.eu/guidance-documents/guidance-on-reach>

Compatible Parts

| | | | |
|----------------------------------------------------------------------------------------------------------------------------------------------|--------------------------------------------------------------------------------------------------------------------------------------------------------------------------------------|-------------------------------------------------------------------------------------------------------------------------------------------------|-------------------------------------------------------------------------------------------------------------------------------------------------|
|  TE Part # 3-644462-8 08P MTA156 CONN ASSY 20AWG LF |  TE Part # CAT-103156-WBHSM Receptacle Housing: Wire-to-Board, with Mating Alignment, SL156 |  TE Part # 641922-2 08P MTA156 HDR ASSY STR W/O#3 |  TE Part # 3-643820-8 08P MTA156 CONN ASSY 24AWG LF |
|  TE Part # 3-644467-8 08P MTA156 CONN ASSY 22AWG LF |  TE Part # 640643-8 08P MTA156 COVER F/T |  TE Part # 3-640429-8 08P MTA156 CONN ASSY 24AWG WHT |  TE Part # 3-640428-8 08P MTA156 CONN ASSY 22AWG RED |
|  TE Part # 644971-2 08P MTA156 HDR ASSY W/O#6 F/L |  TE Part # 3-640605-8 08P MTA156 CONN ASSY 20AWG LF |  TE Part # 643071-8 08P MTA156 FD-THRU COVER |  TE Part # 643067-8 08P MTA156 MOLDED COVER |



Also in the Series | **MTA 156**



Customers Also Bought





Documents

Product Drawings

[08P MTA156 HDR ASSY FL/STR SN](#)

English

CAD Files

Customer View Model

[ENG_CVM_CVM_640445-8_AL.2d_dxf.zip](#)

English

[3D PDF](#)

3D

Customer View Model

[ENG_CVM_CVM_640445-8_AL.3d_igs.zip](#)

English

Customer View Model

[ENG_CVM_CVM_640445-8_AL.3d_stp.zip](#)

English

By downloading the CAD file I accept and agree to the [Terms and Conditions](#) of use.

Product Specifications

[Application Specification](#)

English

Agency Approvals

[UL](#)

English

[UL](#)

English

640445-8

PCB Mount Header, Vertical, Wire-to-Board, 8 Position, 3.96 mm [.156 in] Centerline,
Partially Shrouded, Tin (Sn), Through Hole - Solder, MTA 156

