



Connectors > Connector Accessories > Connector Caps & Covers



Connector Cover Type: **Strain Relief Cover**

Primary Product Color: **Natural**

Primary Product Material: **Polyester**

Number of Positions: **2**

Operating Temperature (Max): **105 °C [221 °F]**

Features

Product Type Features

Product Profile	Standard
Connector Cover Type	Strain Relief Cover

Configuration Features

Number of Positions	2
---------------------	---

Body Features

Primary Product Color	Natural
Primary Product Material	Polyester

Mechanical Attachment

Strain Relief	With
---------------	------

Housing Features

Centerline (Pitch)	3.96 mm [.156 in]
--------------------	-------------------

Usage Conditions

Compatible With IDC Installation Type Connector	Feed Thru
Operating Temperature (Max)	105 °C [221 °F]

Operating Temperature Range	-55 – 105 °C[-67 – 221 °F]
-----------------------------	----------------------------

Industry Standards

UL Flammability Rating	UL 94V-0
------------------------	----------

Product Compliance

[For compliance documentation, visit the product page on TE.com>](#)

EU RoHS Directive 2011/65/EU	Compliant
EU ELV Directive 2000/53/EC	Compliant
China RoHS 2 Directive MIIT Order No 32, 2016	有害物质含量符合标准要求 No Restricted Substance(s) Above Threshold
EU REACH Regulation (EC) No. 1907/2006	Current ECHA Candidate List: JUNE 2025 (250) Candidate List Declared Against: JUNE 2025 (250) Does not contain REACH SVHC
Halogen Content	Not Low Halogen - contains Br or Cl > 900 ppm.
Solder Process Capability	Not applicable for solder process capability

Product Compliance Disclaimer

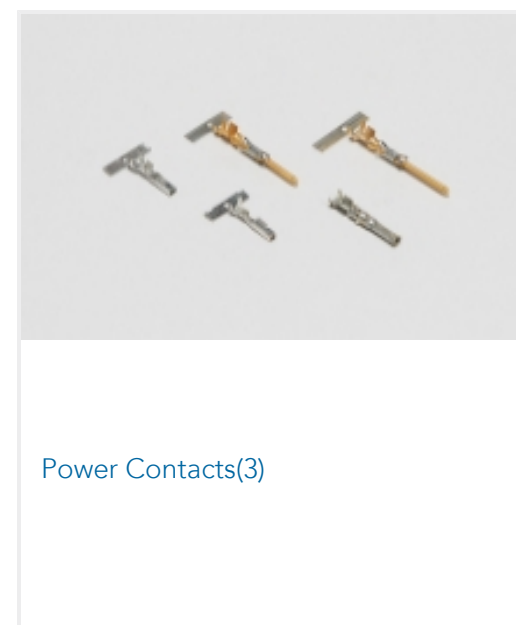
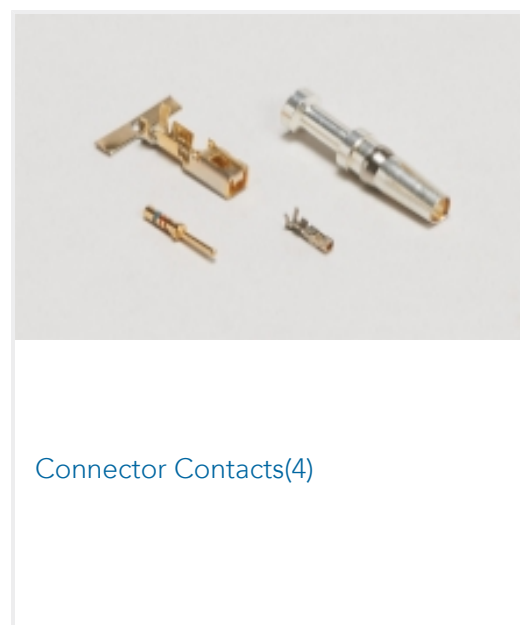

This information is provided based on reasonable inquiry of our suppliers and represents our current actual knowledge based on the information they provided. This information is subject to change. The part numbers that TE has identified as EU RoHS compliant have a maximum concentration of 0.1% by weight in homogenous materials for lead, hexavalent chromium, mercury, PBB, PBDE, DBP, BBP, DEHP, DIBP, and 0.01% for cadmium, or qualify for an exemption to these limits as defined in the Annexes of Directive 2011/65/EU (RoHS2). Finished electrical and electronic equipment products will be CE marked as required by Directive 2011/65/EU. Components may not be CE marked. Additionally, the part numbers that TE has identified as EU ELV compliant have a maximum concentration of 0.1% by weight in homogenous materials for lead, hexavalent chromium, and mercury, and 0.01% for cadmium, or qualify for an exemption to these limits as defined in the Annexes of Directive 2000/53/EC (ELV). Regarding the REACH Regulation, the information TE provides on SVHC in articles for this part number is based on the latest European Chemicals Agency (ECHA) 'Guidance on requirements for substances in articles' posted at this URL: <https://echa.europa.eu/guidance-documents/guidance-on-reach>

Compatible Parts






Also in the Series | **MTA 156**






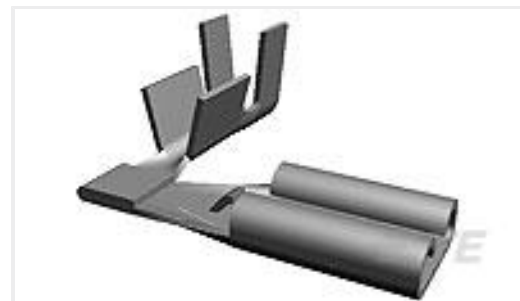
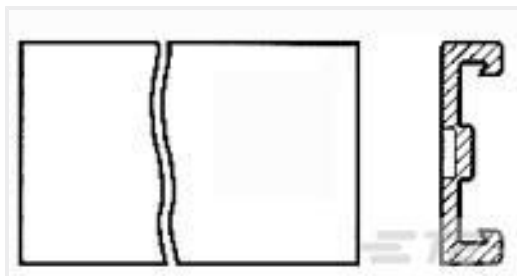
Rectangular Power Connectors(1178)



Standard Rectangular Connectors(667)

Wire-to-Board Connector Assemblies
& Housings(594)

Customers Also Bought

TE Part #DT15-12PA
HDR, 12P, GRY, ST, NI/CU, ATE Part #61070-1
110 FASTON FLAG REC 22-18 AWG
TPBRTE Part #640389-2
02P MTA156 HDR ASSY SQ R/A F/LTE Part #3-640599-2
02P MTA156 CONN ASSY 18AWG
ORATE Part #640643-3
03P MTA156 COVER F/TTE Part #3-644465-2
02P MTA156 CONN ASSY 18AWG
ORATE Part #3-644465-3
03P MTA156 CONN ASSY 18AWG
ORATE Part #644753-2
02P MTA156 HDR ASSY RN STR F/LTE Part #4-647630-0
10P MTA100 HRD ASSY F/L LFTE Part #2-1734248-6
1.0 FPC, ZIF V/T, SMT, 26P

Documents

Product Drawings

[02P MTA156 COVER F/T](#)

English

CAD Files

[3D PDF](#)

3D

[Customer View Model](#)

[ENG_CVM_CVM_640643-2_N.2d_dxf.zip](#)



English

Customer View Model

[ENG_CVM_CVM_640643-2_N.3d_igs.zip](#)

English

Customer View Model

[ENG_CVM_CVM_640643-2_N.3d_stp.zip](#)

English

Customer View Model

[ENG_CVM_640643-2_R.3d_igs.zip](#)

English

Customer View Model

[ENG_CVM_640643-2_R.3d_stp.zip](#)

English

Customer View Model

[ENG_CVM_640643-2_R.2d_dxf.zip](#)

English

3D PDF

English

By downloading the CAD file I accept and agree to the [Terms and Conditions](#) of use.

Product Specifications

Application Specification

Japanese

Application Specification

English

MTA 156 Ribbon Cable Connector Assemblies (English And Spanish)

English

MTA 156 Ribbon Cable Connector Assemblies (English And Spanish)

Japanese