

647676-5 ✓ ACTIVE

### Economy Power

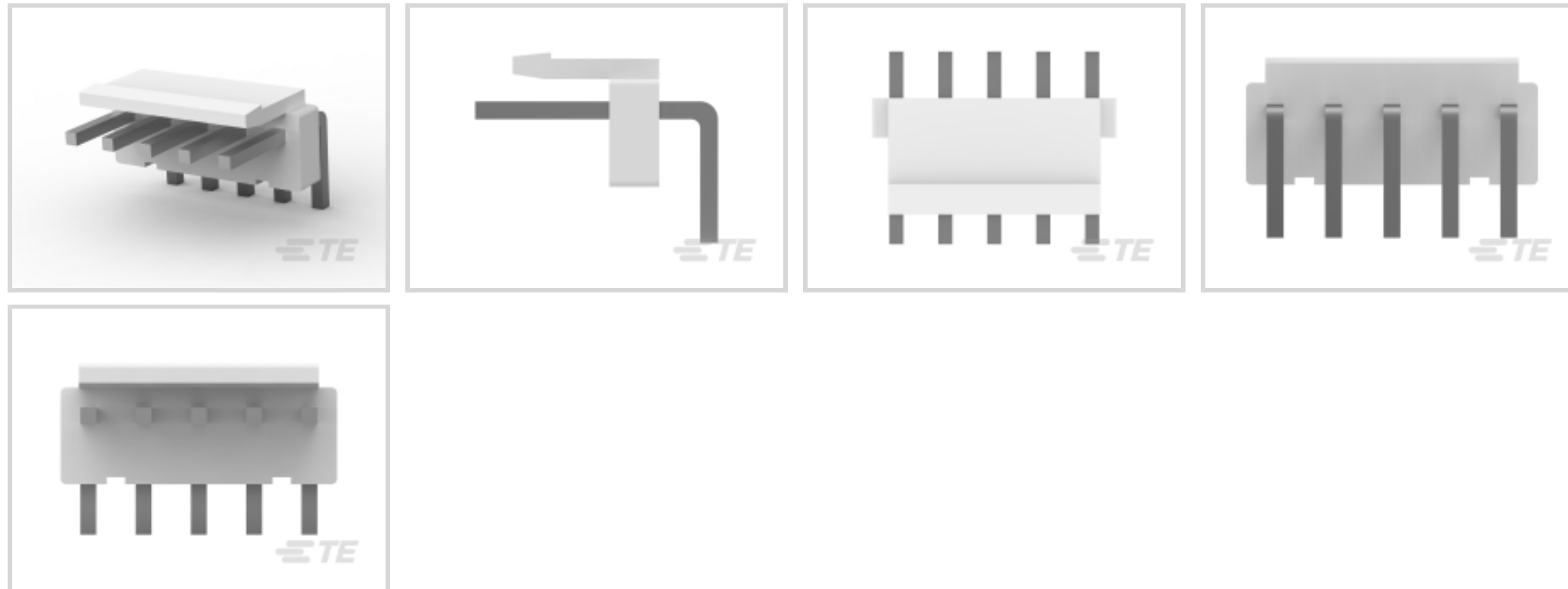
TE Internal #: 647676-5

PCB Mount Header, Right Angle, Wire-to-Board, 5 Position, 3.96 mm [.156 in] Centerline, Partially Shrouded, Tin (Sn), Economy Power

[View on TE.com >](#)



Connectors > PCB Connectors > PCB Headers & Receptacles



PCB Connector Type: **PCB Mount Header**

PCB Mount Orientation: **Right Angle**

Connector System: **Wire-to-Board**

Number of Positions: **5**

Centerline (Pitch): **3.96 mm [.156 in]**

## Features

### Product Type Features

Connector Shape	Rectangular
PCB Connector Type	PCB Mount Header
Connector System	Wire-to-Board
Header Type	Partially Shrouded
Sealable	No
Connector & Contact Terminates To	Printed Circuit Board
Connector Product Type	Connector Assembly

### Configuration Features

Number of Loaded Positions	5
PCB Mount Orientation	Right Angle
Number of Positions	5
Number of Rows	1
Number of Power Positions	5

### Electrical Characteristics



Operating Voltage	250 VDC
-------------------	---------

### Body Features

Connector Profile	Low
-------------------	-----

Primary Product Color	White
-----------------------	-------

### Contact Features

Contact Size	1.14mm
--------------	--------

PCB Contact Termination Area Plating Material Thickness	2 $\mu$ m[80 $\mu$ in]
---	------------------------

Contact Shape & Form	Square
----------------------	--------

Contact Layout	Inline
----------------	--------

Contact Mating Area Length	8.6 mm[.339 in]
----------------------------	-----------------

Contact Base Material	Brass
-----------------------	-------

Contact Mating Area Plating Material	Tin (Sn)
--------------------------------------	----------

Contact Mating Area Plating Material Thickness	2 $\mu$ m[80 $\mu$ in]
--	------------------------

Contact Type	Tab
--------------	-----

Contact Current Rating (Max)	8 A
------------------------------	-----

PCB Contact Termination Area Plating Material	Tin
---	-----

### Termination Features

Termination Post & Tail Length	3.6 mm[.141 in]
--------------------------------	-----------------

Square Termination Post & Tail Dimension	1.14 mm[.045 in]
--	------------------

Termination Method to PCB	Through Hole - Solder
---------------------------	-----------------------

### Mechanical Attachment

Mating Retention Type	Locking Tab
-----------------------	-------------

PCB Mount Alignment	Without
---------------------	---------

Mating Retention	With
------------------	------

PCB Mount Retention	Without
---------------------	---------

Connector Mounting Type	Board Mount
-------------------------	-------------

Mating Alignment	Without
------------------	---------

### Housing Features

Centerline (Pitch)	3.96 mm[.156 in]
--------------------	------------------

Housing Material	Nylon 66
------------------	----------

### Dimensions

Connector Width	9.4 mm[.37 in]
-----------------	----------------



PCB Thickness (Recommended)	1.6 mm[.063 in]
-----------------------------	-----------------

Connector Height	8.21 mm[.323 in]
------------------	------------------

Connector Length	19.8 mm[.78 in]
------------------	-----------------

### Usage Conditions

Operating Temperature (Max)	105 °C[221 °F]
-----------------------------	----------------

Operating Temperature Range	-30 – 105 °C[-22 – 221 °F]
-----------------------------	----------------------------

### Operation/Application

Circuit Application	Power
---------------------	-------

### Industry Standards

Glow Wire Rating	Standard Part - Not Glow Wire
------------------	-------------------------------

UL Flammability Rating	UL 94V-0
------------------------	----------

### Packaging Features

Packaging Quantity	1000
--------------------	------

Packaging Method	Bag
------------------	-----

### Product Compliance

[For compliance documentation, visit the product page on TE.com>](#)

EU RoHS Directive 2011/65/EU	Compliant
------------------------------	-----------

EU ELV Directive 2000/53/EC	Compliant
-----------------------------	-----------

China RoHS 2 Directive MIIT Order No 32, 2016	有害物质含量符合标准要求 No Restricted Substance(s) Above Threshold
---	---

EU REACH Regulation (EC) No. 1907/2006	Current ECHA Candidate List: JUNE 2025 (250) Candidate List Declared Against: JUNE 2025 (250) Does not contain REACH SVHC
--	---

Halogen Content	Low Halogen - Br, Cl, F < 900 ppm per homogenous material. Also BFR/CFR/PVC Free
-----------------	--

Solder Process Capability	Wave solder capable to 265°C
---------------------------	------------------------------

#### Product Compliance Disclaimer

This information is provided based on reasonable inquiry of our suppliers and represents our current actual knowledge based on the information they provided. This information is subject to change. The part numbers that TE has identified as EU RoHS compliant have a maximum concentration of 0.1% by weight in homogenous materials for lead, hexavalent chromium, mercury, PBB, PBDE, DBP, BBP, DEHP, DIBP, and 0.01% for cadmium, or qualify for an exemption to these limits as defined in the Annexes of Directive 2011/65/EU (RoHS2). Finished electrical and electronic equipment products will be CE marked as required by Directive 2011/65/EU. Components may not be CE marked. Additionally, the part numbers that TE has identified as EU ELV compliant have a maximum concentration of 0.1% by weight in homogenous



materials for lead, hexavalent chromium, and mercury, and 0.01% for cadmium, or qualify for an exemption to these limits as defined in the Annexes of Directive 2000/53/EC (ELV). Regarding the REACH Regulation, the information TE provides on SVHC in articles for this part number is based on the latest European Chemicals Agency (ECHA) 'Guidance on requirements for substances in articles' posted at this URL: <https://echa.europa.eu/guidance-documents/guidance-on-reach>

## Compatible Parts



TE Part # 1-1123722-5  
3.96 EP PLUG HSG 5P(NATURAL)



TE Part # 1744544-5  
EP II TPA 05P, BLACK



TE Part # 2132781-5  
05P EP-II HOUSING, NATURAL



TE Part # 1744416-5  
5 POS EP II HSG, GLOW WIRE



TE Part # 1744495-5  
05P EP-II HOUSING, GREEN

## Also in the Series | Economy Power



Connector Contacts(13)



Connector Hardware(2)




Power Contacts(7)




Rectangular Connector Housings(104)



Rectangular Power Connectors(547)




Standard Rectangular Connectors(104)



Wire-to-Board Connector Assemblies & Housings(104)

## Customers Also Bought



## Documents

### Product Drawings

[3.96 EP HDR ASSY 5P R/A](#)

English

### CAD Files

Customer View Model

[ENG\\_CVM\\_CVM\\_647676-5\\_B.2d\\_dxf.zip](#)

English

[3D PDF](#)

3D

Customer View Model

[ENG\\_CVM\\_CVM\\_647676-5\\_B.3d\\_igs.zip](#)

English

Customer View Model

[ENG\\_CVM\\_CVM\\_647676-5\\_B.3d\\_stp.zip](#)

English

By downloading the CAD file I accept and agree to the [Terms and Conditions](#) of use.

### Datasheets & Catalog Pages

[7-1773458-5\\_ECONOMY\\_POWER\\_QRG](#)

English

### Product Specifications

[Application Specification](#)

Japanese

[Application Specification](#)

English

647676-5

PCB Mount Header, Right Angle, Wire-to-Board, 5 Position, 3.96 mm [.156 in]  
Centerline, Partially Shrouded, Tin (Sn), Economy Power



[Agency Approvals](#)

[VDE Certificate](#)

English