

Powerpole® connectors provide cost-effective reliability, design flexibility and safety for your products' manufacture, installation and maintenance.

The housings are modular and genderless. Powerpole® connectors provide 600 Volts continuous, AC or DC operation. Wire sizes range from #6 to #16 AWG (13.3 to 1.3 mm²). Contacts are available in reeled and loose piece designs to support all production needs from engineering prototype, low volume and high volumes products. Low-detent contacts are also offered for low insertion/withdrawal force applications.

FEATURES

- **Flat wiping contact system**
Minimal contact resistance at high current, wiping action cleans contact surface during connection/disconnection
- **Colored modular housings**
Provides visual identification of proper mating connector
- **Molded-in dovetails**
Secures individual connectors into "keyed" assemblies which prevents misconnection with similar configurations



PRODUCT SPECIFICATIONS

Connector Model	PP75	Connector Model	PP75
UL Current Rating (Amperes)*	75*	Life	
UL Voltage Ratings (Volts)**	600*	a. No load (Contact/Disconnect Cycles)	To 10,000
Contact Barrel Wire Size (AWG)	#6 to #16	b. Under Load (Hot Plug 250 cycles @ 120V)	50A
(mm)	13.3 to 1.3	Avg. Connection/Disconnect (lbf)	5 - low detent 7 - high detent
Maximum Wire Insulation Diameter (inches)	0.437	Operating Temperature Range °C***	-20° to 105°
(mm)	11.10	°F	-4° to 221°
AVG Contact Resistance* (micro-ohms)	200	Flammability Rating of Housing Material	UL94 V-0
Insulation Withstanding Test Voltage (Volts AC/DC)	2200		
Contact Retention Force (lbf)	50		



* UL Rated for 75°C largest wire or cable size

** Both AC & DC Voltage

*** Contact factory for higher temperature rated connectors

ORDERING INFORMATION

Housing & 75 amp Contact

Part Number	Housing Color	Wire AWG	sq. mm
1300	Blue	#6	13.3
1300G2	Green	#6	13.3
1300G3	Red	#6	13.3
1300G4	Black	#6	13.3
1300G5	White	#6	13.3

75 amp Contacts***

Part Number	Description	Wire AWG	sq. mm
1307	Individual - LD	#6	13.3
5900	Individual - HD	#6	13.3
5914	Individual - HD	#10	5.3
5915	Individual - HD	#10/12	5.3/3.3
5952	Individual - HD	#8	8.4
5953	Individual - LD	#10/12	5.3/3.3
904G1	Set of (2) 5915 Contacts	#10/12	5.3/3.3
903G1	Set of (2) 5900 Contacts	#6	13.3
265G1	Reel, silver - HD	#6/8	13.3/8.4

contacts continued

Part Number	Description	Wire AWG	sq. mm
265G2*	Reel, silver - HD	#10/12	5.3/3.3
265G3	Reel, silver - LD	#6/8	13.3/8.4
265G4*	Reel, silver - LD	#10/12	5.3/3.3
265G5	Reel, tin - HD	#6/8	13.3/8.4
265G6**	Reel, tin - HD	#10/12	5.3/3.3
265G7	Reel, tin - LD	#6/8	13.3/8.4
265G8**	Reel, tin - LD	#10/12	5.3/3.3
75BBS	75 amp Bus bar contact	N/A	N/A

Housings Only

Part Number	Description
5916	Blue housing
5916G4	Black housing
5916G5	White housing
5916G6	Green housing
5916G7	Red housing

Accessories

Part Number	Description
110G18	Retaining Pins, 2 high block of connectors
110G19	Retaining Pins, 1 high block of connectors
1399G20	Mounting wing blue, round hole
1399G7	Mounting wing blue, oval hole
1463G1	2 & 4 pole mounting clamp set
1463G2	3 & 6 pole mounting clamp set
110G57	Lock nut for use with bus bar contact

Bushings

Part Number	Wire AWG	sq. mm
Use with 5900 or 1307		
5910	#6 to #10/12	13.3 to 5.3/3.3
5912	#6 to #8	13.3 to 8.4
5913	#6 to #14/16	13.3 to 2.1/1.3

* Using 10/12 AWG wire reduces rating to 50 amps

** Using 10/12 AWG wire reduces rating to 40 amps

*** LD - low detent or HD - high detent

Note: For additional colors please contact customer service

HEADQUARTERS: 13 Pratts Junction Road, Sterling, MA 01564-2305 USA T:978-422-3600 F:978-422-3700

EUROPE: Rathealy Road, Fermoy Co. Cork, Ireland T:353-(0)25-32277 F:353-(0)25-32296

ASIA/PACIFIC: IDEAL Anderson Asia Pacific Ltd., Unit 922-928 Topsail Plaza, 11 On Sum Street, Shatin N.T., Hong Kong T:852-2636-0836 F:852-2635-9036

CHINA: IDEAL Anderson Technologies (Shenzhen) Ltd., Block A8 Tantou W. Ind. Par, Songgang Baoan District, Shenzhen, P.R. China 51810 T: 86-755-2768-2118 F: 86-755-2768-2218

TAIWAN: IDEAL Anderson Asia Pacific Ltd., Taiwan Branch, 4F-2, No.116, Dadun 20th St., Situn District, Taichung City 407, Taiwan (R.O.C.) T: 886-4-2310-6451 F:886-4-2310-6460

www.andersonpower.com

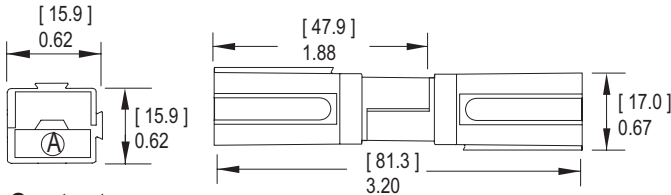
ORDERING INFORMATION

Tooling

Part Number	Description
1309G4	Hand tool, #16 to #6
1387G1	Pneumatic tool, #16 to #6
1388G6	- die for #16 to #6 AWG
1388G7	- die for #10 to #12 AWG (5914, 5915 & 5953 contacts)
1389G6	- locator for #16 to #6 AWG
1389G7	- locator for #10 to #12 AWG (5914, 5915 & 5953 contacts)
260G16	Applicator only (110V & 220V)
284G1	Applicator & Press (220V, 50Hz)
250G5	Press only (110V, 60Hz)

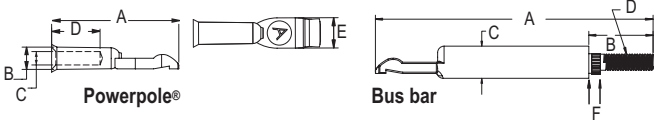
DIMENSIONS

Housing




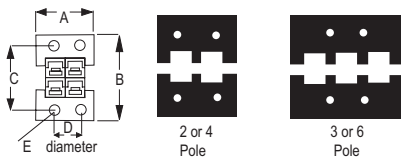
Contacts

Part Number	-A-		-B-		-C-		-D-		-E-		-F-
	mm	in.	mm	in.	mm	in.	mm	in.	mm	in.	
1307	30.0	1.18	7.2	0.28	5.6	0.22	11.4	0.45	7.1	0.28	N/A
5900	30.0	1.18	7.2	0.28	5.6	0.22	11.4	0.45	7.1	0.28	N/A
5914	29.7	1.17	4.8	0.19	3.5	0.14	11.4	0.45	7.1	0.28	N/A
5915	30.0	1.18	7.2	0.28	3.5	0.14	11.4	0.45	7.1	0.28	N/A
5952	30.0	1.18	7.2	0.28	4.7	0.19	11.4	0.45	7.1	0.28	N/A
5953	30.0	1.18	7.2	0.28	3.5	0.14	11.4	0.45	7.1	0.28	N/A
904G1	30.0	1.18	7.2	0.28	3.5	0.14	11.4	0.45	7.1	0.28	N/A
903G1	30.0	1.18	7.2	0.28	5.6	0.22	11.4	0.45	7.1	0.28	N/A
265G1	31.8	1.25	9.1	0.36	9.1	0.36	22.9	0.90	8.1	0.32	N/A
265G2	31.8	1.25	7.4	0.29	6.9	0.27	22.9	0.90	8.1	0.32	N/A
265G3	31.0	1.22	9.1	0.36	9.1	0.36	22.9	0.90	8.1	0.32	N/A
265G4	31.0	1.22	7.4	0.29	6.9	0.27	22.9	0.90	8.1	0.32	N/A
265G5	31.8	1.25	9.1	0.36	9.1	0.36	22.9	0.90	8.1	0.32	N/A
265G6	31.8	1.25	7.4	0.29	6.9	0.27	22.9	0.90	8.1	0.32	N/A
265G7	31.0	1.22	9.1	0.36	9.1	0.36	22.9	0.90	8.1	0.32	N/A
265G8	31.0	1.22	7.4	0.29	6.9	0.27	22.9	0.90	8.1	0.32	N/A
75BBS	69.0	2.70	17.1	0.68	6.9	0.27	#10-24 thd.	1.0	0.04	2.0	0.08



Mounting Clamps

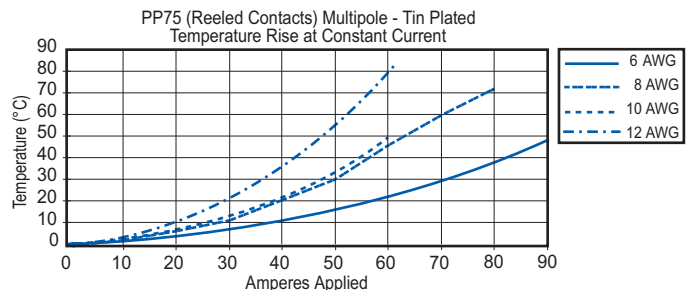
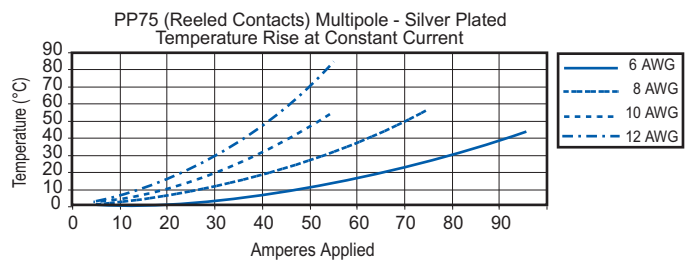
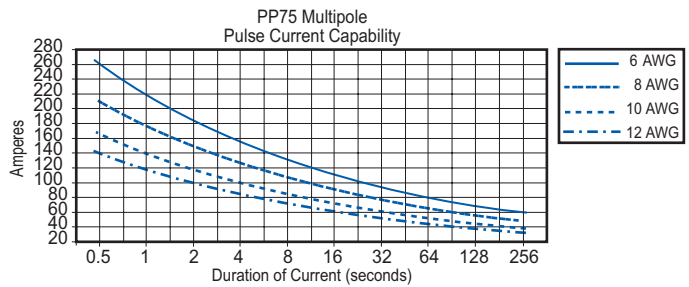
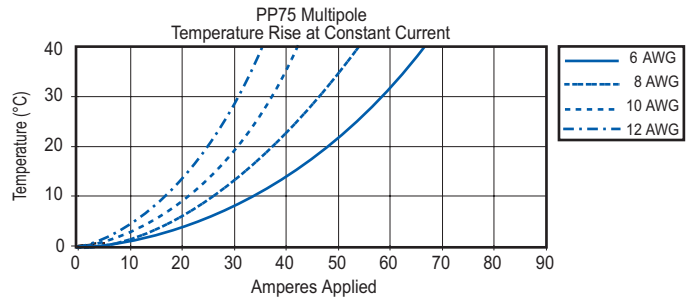
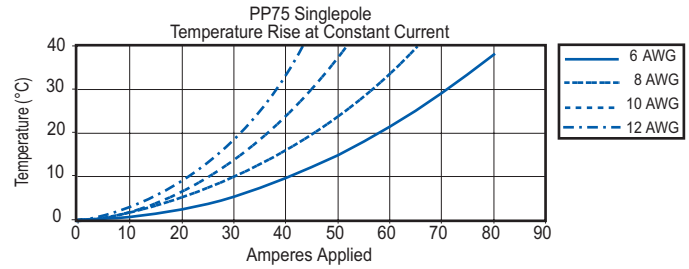
Part Number	-A-		-B-		-C-		-D-		-E-		Number of Poles
	mm	in.	mm	in.	mm	in.	mm	in.	mm	in.	
1463G1	41.1	1.62	34.7	1.37	27.1	1.07	31.8	1.25	4.0	0.16	(2 Pole)
1463G1	41.1	1.62	50.7	2.00	43.1	1.70	31.8	1.25	4.0	0.16	(4 Pole)
1463G2	57.2	2.25	34.7	1.37	27.1	1.07	47.6	1.88	4.0	0.16	(3 Pole)
1463G2	57.2	2.25	50.7	2.00	43.1	1.70	47.6	1.88	4.0	0.16	(6 Pole)



File No. E26226

All Data Subject To Change Without Notice

TEMPERATURE RISE CHARTS



HEADQUARTERS: 13 Pratts Junction Road, Sterling, MA 01564-2305 USA T:978-422-3600 F:978-422-3700

EUROPE: Rathely Road, Fermoy Co. Cork, Ireland T:353-(0)25-32277 F:353-(0)25-32296

ASIA/PACIFIC: IDEAL Anderson Asia Pacific Ltd., Unit 922-928 Topsail Plaza, 11 On Sum Street, Shatin N.T., Hong Kong T:852-2636-0836 F:852-2635-9036

CHINA: IDEAL Anderson Technologies (Shenzhen) Ltd., Block A8 Tantou W. Ind. Par, Songgang Baoan District, Shenzhen, P.R. China 51810 T: 86-755-2768-2118 F: 86-755-2768-2218

TAIWAN: IDEAL Anderson Asia Pacific Ltd., Taiwan Branch, 4F-2, No.116, Dadun 20th St., Situn District, Taichung City 407, Taiwan (R.O.C.) T: 886-4-2310-6451 F:886-4-2310-6460