Product data sheet
Automation technology - Data transmission

Product description	**M12 Female panel mount connector, Contacts: 4, shielded, with cable assembled, IP67, UL, PG 9, Profinet, PUR, green, 2 x 2 x AWG 22, Front mounting, 0.5 m**
Area	**series 876**
Part no.	**70 3734 706 04**

Illustration



Scale drawing

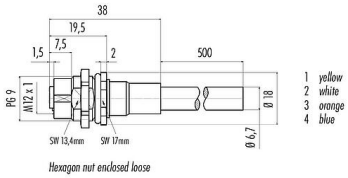

Contact arrangement (Plug-in side)

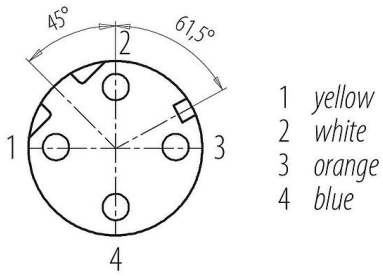

You can find the assembly instructions on the next page.

Technical data

General features

Part no.	70 3734 706 04
Connector design	Female panel mount connector
Type standard	DIN EN 61076-2-101
Cable length	0.5 m (Other lengths are available on request.)
Version	Connector socket straight
Connector locking system	screw
Termination	with cable assembled
Degree of protection	IP67
Connection cross-section	AWG 22
Temperature range from/to	-25 °C / 60 °C
Mechanical operation	> 500 Mating cycles
Weight (g)	46.60
Customs tariff number	85444290
Country of Origin	DE

Electrical parameters

Rated voltage	250 V
Rated impulse voltage	2500 V
Rated current	4.0 A
Insulation resistance	> 10^{10} Ω
Pollution degree	3
Transmission rate	CAT 5
Overvoltage category	II
Insulating material group	II
EMC compliance	shielded

Product data sheet

Automation technology - Data transmission

Product description	**M12 Female panel mount connector, Contacts: 4, shielded, with cable assembled, IP67, UL, PG 9, Profinet, PUR, green, 2 x 2 x AWG 22, Front mounting, 0.5 m**
Area	**series 876**
Part no.	**70 3734 706 04**

Shield connection	Shield on the housing

Material

Contact body material	PA
Contact material	CuSn (bronze)
Contact plating	Au (gold)
Locking material	Zinc die-cast nickel-plated
REACH SVHC	CAS 7439-92-1 (Lead)
SCIP number	be7d24c8-7e5a-4a1e-9936-d1da017913a1

Authorization/approvals

Approvals	UL

Classifications

eCl@ss 11.1	27-06-03-11
ETIM 9.0	EC002638

Cable data - Structure of the cable

Cable type	Profinet
Cable diameter	6.7 mm
Cross section	2 x 2 x AWG 22
Sheath material	PUR
Single-lead insulation	Polyolefin
Single-lead structure	AWG 22/7
Cable color	green

Cable data - Mechanical properties

Bending radius, fixed cable	≥ 5 x Ø
Bending radius, moving cable	≥ 15 x Ø
Bending cycles	> 10 x Ø (2 million)
Permitted acceleration	2 m/s²
Travel distance, horizontal	at 5 m/s² -> 5 m
Travel distance, vertical	at 5 m/s² -> 5 m
Travel speed	≤ 200 m/min (5 m horizontal distance)

Cable data - Thermal properties

Temperature range cable in move from/to	-20 °C / 60 °C
Temperature range cable fixed from/to	-40 °C / 80 °C

Cable data - Other features

Halogen free	yes

Product data sheet

Automation technology - Data transmission

Product description	**M12 Female panel mount connector, Contacts: 4, shielded, with cable assembled, IP67, UL, PG 9, Profinet, PUR, green, 2 x 2 x AWG 22, Front mounting, 0.5 m**
Area	**series 876**
Part no.	**70 3734 706 04**

Assembly instructions / Panel cut-out

With flats as anti-rotation device

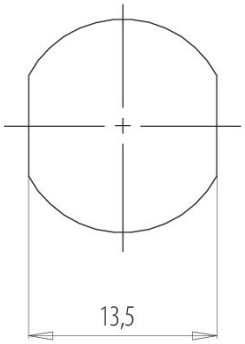

With bore hole

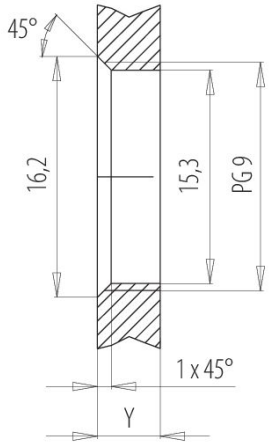

Installation direction:
o-ring sits on chamfer.

Tightening moment

Metall housing/Plastic housing 1,25 Nm

Thickness of wall **Y** (mm)		
Version	**min** (mm)	**max** (mm)
Fastened from rear	2	3,5
Front fastened	2	4,5
positioning possible [1]	2	3,5
Screw clamp	2	3,5
Thread M12 x 1	2	3,0
Thread M14 x 1 [2]	[3]1,5/[4]2	6,5

Notes

[1] Do not attach a chamfer
[2] Wall thickness:
use nut 38 5385 100 001 up to 1,5 mm,
>1,5 mm cut thread
[3] Nut
[4] Thread in wall of housing

Product data sheet

Automation technology - Data transmission

Product description	**M12 Female panel mount connector, Contacts: 4, shielded, with cable assembled, IP67, UL, PG 9, Profinet, PUR, green, 2 x 2 x AWG 22, Front mounting, 0.5 m**
Area	**series 876**
Part no.	**70 3734 706 04**

Security notices

The connector must not be plugged or unplugged under load. Non-observance and improper use can result in personal injury.

The connectors have been developed for applications in plant engineering, control and electrical equipment construction. The user is responsible for checking whether the connectors can also be used in other areas of application.

Connectors which are used in circuits with voltages dangerous to the touch may only be installed and used by, or under the supervision of, persons with electrical engineering training, taking into account the applicable regulations and standards.

The user must take suitable safety precautions to ensure that the connector cannot be accidentally disconnected.

Plug connectors with enclosure protection IP67 and IP68 are not suitable for use under water. When used outdoors, the plug connectors must be protected separately against corrosion. For further information on the IP protection classes, please refer to the "Technical Information" download centre.

Please observe the pollution degree and the overvoltage category. For further information, please refer to the download center "Technical Information".

To lock the cable connector with the device connector, the threaded ring is tightened "hand-tight" (approx. 60 cNm).

DECLARATION FROM THE MANUFACTURER

For part no.: 70 3734 706 04 **14/07/2025**

With regard to the

Regulation (EC) No 1907/2006 of the European Parliament and of the Council of 18 December 2006 concerning the Registration, Evaluation, Authorisation and Restriction of Chemicals (REACH), establishing a European Chemicals Agency, amending Directive 1999/45/EC and repealing Council Regulation (EEC) No 793/93 and Commission Regulation (EC) No 1488/94 as well as Council Directive 76/769/EEC and Commission Directives 91/155/EEC, 93/67/EEC, 93/105/EC and 2000/21/EC.

With the REACH regulation, the EU has created a uniform system for the Registration, Evaluation, Authorisation and restriction of CHemicals – or REACH. The purpose of this regulation is to ensure a high level of protection of human health and the environment.

Franz Binder GmbH & Co. Elektrische Bauelemente KG hereby confirms that it acts as a downstream user (producer of products) according to the aforementioned regulation.

We obtain all raw materials and/or preparations, from which the connectors are made, from suppliers who have already registered or pre-registered all substances, including those present in the preparations. The products supplied by the company are not subject to registration.

With regard to Article 33(1) of the REACH regulation, Franz Binder GmbH & Co. Elektrische Bauelemente KG complies with its information obligations:

An up-to-date candidate list (candidate list of substances of very high concern for authorisation, as of 25/06/2025 see: https://echa.europa.eu/de/candidate-list-table) in accordance with Article 59 (1, 10) of the regulation (EC) No 1907/2006 (REACH) has been published.
The aforementioned article includes the following substances from the up-to-date candidate list in concentrations of more than 0,1 percent by mass:

- CAS 7439-92-1 (Lead)

Please refer any questions to our Product Compliance Team:

Product-Compliance@binder-connector.de

Franz Binder GmbH & Co.
Elektrische Bauelemente KG
Postfach 1152 • 74148 Neckarsulm
Rötelstraße 27 • 74172 Neckarsulm

Phone +49 7132 325-0
Fax +49 7132 325-150
info@binder-connector.de
www.binder-connector.com

DECLARATION FROM THE MANUFACTURER

For part no.: 70 3734 706 04 **14/07/2025**

With regard to the

COMMISSION DELEGATED DIRECTIVE (EU) 2015/863
of 31 March 2015
amending Annex II to Directive 2011/65/EU of the European Parliament and of the Council as regards the list of restricted substances

Directive 2011/65/EU stipulates provisions on the restriction of the use of hazardous substances in electrical and electronic equipment (EEE) with a view to contributing to the protection of human health and the environment, including the environmentally sound recovery and disposal of EEE waste.

ANNEX II
Restricted substances referred to in Article 4(1) and maximum concentration values tolerated by weight in homogeneous materials

Lead (0,1%) mercury (0,1%) cadmium (0,01%) hexavalent chromium (0,1%) polybrominated biphenyls (PBB) (0,1%) polybrominated diphenyl ethers (PBDE) (0,1%) bis(2-ethylhexyl) phthalate (DEHP) (0,1%) butyl benzyl phthalate (BBP) (0,1%) dibutyl phthalate (DBP) (0,1%) diisobutyl phthalate (DIBP) (0,1%)

Franz Binder GmbH & Co. Elektrische Bauelemente KG hereby confirms that it complies with all standard articles of the aforementioned Directive. Our products do not contain any of the specified prohibited substances above the maximum permitted concentrations specified therein, taking into account the exemptions in Annex III of Directive 2011/65/EU.

- Complies with RoHS III with exemption 6c

Please refer any questions to our Product Compliance Team:

Product-Compliance@binder-connector.de

Franz Binder GmbH & Co.
Elektrische Bauelemente KG
Postfach 1152 • 74148 Neckarsulm
Rötelstraße 27 • 74172 Neckarsulm

Phone +49 7132 325-0
Fax +49 7132 325-150
info@binder-connector.de
www.binder-connector.com

MANUFACTURER'S DECLARATION

For part no.: 70 3734 706 04 **14/07/2025**

with regard to

Declaration of compliance with China RoHS – Components

We herewith declare the compliance of this product with the Chinese marking requirements.
This product can be recycled and used safely during its environmentally friendly use period of 50 years. These articles will be sold as components only for manufacturing. According to the Electronic Industry Standard SJ/T 11364-2014 it needs not to be marked with Environmentally Friendly Use Period (EFUP) label. This product should be recycled after its environmental protection use period has expired because it may contain substances or elements as shown in the following table:

	Hazardous Substance					
Part Name	Lead (Pb)	Mercury (Hg)	Cadmium (Cd)	Hexavalent Chromium (Cr(VI))	Polybrominated biphenyls (PBB)	Polybrominated diphenyl ethers (PBDE)
Connectors	X	O	O	O	O	O

This table is prepared in accordance with the provisions of SJ/T 11364.

O: Indicates that said hazardous substance contained in all of the homogeneous materials for this part is below the limit requirement of GB/T 26572

X: Indicates that said hazardous substance contained in at least one of the homogeneous materials used for this part is above the limit requirement of GB/T 26572

The table shows where these substances may be found in this Electrical and Electronic Product.

Please refer any questions to our Product Compliance Team:

Product-Compliance@binder-connector.de

Franz Binder GmbH & Co.
Elektrische Bauelemente KG
Postfach 1152 • 74148 Neckarsulm
Rötelstraße 27 • 74172 Neckarsulm

Phone +49 7132 325-0
Fax +49 7132 325-150
info@binder-connector.de
www.binder-connector.com

CERTIFICATE OF COMPLIANCE

Certificate Number	20161129-E363498
Report Reference	E363498-20161122
Issue Date	2016-NOVEMBER-29
Issued to:	FRANZ BINDER GMBH & CO. ELEKTRISCHE BAUELEMENTE KG ROETELSTRASSE 27 74172 NECKARSULM GERMANY
This is to certify that representative samples of	COMMUNICATIONS-, AUDIO/VIDEO-, DATA- AND OTHER SIGNALING-CIRCUIT ACCESSORIES M12 Socket Connectors, Models 79 9724 xxx 08, and 79 9725 xxx 08 where xxx denotes customer options All part numbers may be followed by suffixes indicating color, packaging, and/or customer preferences
	Have been investigated by UL in accordance with the Standard(s) indicated on this Certificate.
Standard(s) for Safety:	UL 1863 - Standard for Communications Circuit Accessories CAN/CSA C22.2 No. 182.4-M90 - Standard for Plugs, Receptacles, and Connectors for Communication Systems
Additional Information:	See the UL Online Certifications Directory at www.ul.com/database for additional information

Only those products bearing the UL Certification Mark should be considered as being covered by UL's Certification and Follow-Up Service.

Look for the UL Certification Mark on the product.

Bruce Mahrenholz, Director North American Certification Program

UL LLC

Any information and documentation involving UL Mark services are provided on behalf of UL LLC (UL) or any authorized licensee of UL. For questions, please contact a local UL Customer Service Representative at http://ul.com/aboutul/locations/