

Self-Laminating Vinyl Wire & Cable Markers (B-427)

Feature a clear, non printable area that wraps around wires and cables to serve as an overlaminated. Protected print area offers superior resistance to handling, solvents, oil, grease, dirt and water. These markers are designed to adhere to highly curved surfaces, wires and cables.

- **B-427 Self-Laminating Vinyl Material** - Resistant to abrasion, water, oil and solvents. Temp range -40°F to 158°F (-40°C to 70°C), UL recognized.

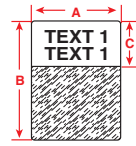


Figure 32

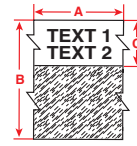



Figure 42



Fits Printer Models	Diagram	Catalog#	Color	Approx. Wire Gauge*	Max Wire Dia. Inch (mm)	Label Width A Inch (mm)	Label Height B Inch (mm)	Print-On Height C Inch (mm)	Labels / Roll	Sized To Fit	Ribbon in Cartridge
BMP41, 51, 53	Fig. 32	M-11-427	BK on WT	16 - 10 Gauge	0.160 (4.1)	0.500 (12.7)	0.750 (19.1)	0.375 (9.5)	360	CAT-6, 4 pair UTP Copper	R4300
BMP41, 51, 53	Fig. 32	M-136-427	BK on WT	16 - 10 Gauge	0.160 (4.1)	1.000 (25.4)	0.750 (19.1)	0.375 (9.5)	340	CAT-6, 4 pair UTP Copper	R4300
BMP41, 51, 53	Fig. 42	MC-750-427	BK on WT	16 - 10 Gauge	0.270 (6.7)	25 ft (7.6 m)	0.750 (19.1)	0.375 (9.5)	1 roll (cont.)	CAT-6, 4 pair UTP Copper	R4300
BMP41, 51, 53	Fig. 32	M-47-427	BK on WT	12 - 10 Gauge	0.210 (5.3)	1.000 (25.4)	0.500 (12.7)	0.375 (9.5)	360	2 pair Fiber/Coaxial, Single/Multi-Mode	R4300
BMP41, 51, 53	Fig. 32	M-48-427	BK on WT	12 - 10 Gauge	0.210 (5.3)	0.750 (19.1)	1.000 (25.4)	0.375 (9.5)	200	CAT-6, 4 pair UTP Copper, Fiber, Coaxial	R4300
BMP41, 51, 53	Fig. 32	M-49-427	BK on WT	12 - 10 Gauge	0.210 (5.3)	1.000 (25.4)	1.000 (25.4)	0.375 (9.5)	260	2 pair Fiber/Coaxial, Single/Multi-Mode	R4300
BMP41, 51, 53	Fig. 32	M-102-427	BK on WT	10 - 4 Gauge	0.270 (6.7)	0.500 (12.7)	1.250 (31.7)	0.375 (9.5)	200	CAT-6, 4 pair UTP Copper	R4300
BMP41, 51, 53	Fig. 32	M-143-427	BK on WT	10 - 4 Gauge	0.270 (6.7)	1.000 (25.4)	1.250 (31.7)	0.500 (12.7)	200	CAT-6, 4 pair UTP Copper, Fiber, Coaxial	R4300
BMP41, 51, 53	Fig. 32	M-89-427	BK on WT	10 - 4 Gauge	0.320 (8.1)	0.500 (12.7)	1.500 (38.1)	0.500 (12.7)	180	CAT-6, 4 pair UTP Copper	R4300
BMP41, 51, 53	Fig. 32	M-90-427	BK on WT	10 - 4 Gauge	0.320 (8.1)	0.750 (19.1)	1.500 (38.1)	0.500 (12.7)	180	CAT-6, 4 pair UTP Copper	R4300
BMP41, 51, 53	Fig. 32	M-91-427	BK on WT	10 - 4 Gauge	0.320 (8.1)	1.000 (25.4)	1.500 (38.1)	0.500 (12.7)	180	CAT-6, 4 pair UTP Copper, Fiber, Coaxial	R4300
BMP41, 51, 53	Fig. 32	M-51-427	BK on WT	3 Gauge - 2/0	0.530 (13.5)	1.000 (25.4)	2.500 (63.5)	0.750 (19.1)	110	25 pair Copper, 4-12 pair Fiber, Coaxial	R4300
BMP41, 51, 53	Fig. 32	M-53-427	BK on WT	3/0 - 400 kcmil	0.850 (21.6)	1.000 (25.4)	4.000 (101.6)	1.000 (25.4)	70	50 pair Copper, 24 pair Fiber, Backbone	R4300
BMP41, 51, 53	Fig. 32	M-91-427-YL	BK on YL	10 - 4 Gauge	0.320 (8.1)	1.000 (25.4)	1.500 (38.1)	0.500 (12.7)	180	CAT-6, 4 pair UTP Copper, Fiber, Coaxial	R4300
BMP41, 51, 53	Fig. 32	M-51-427-YL	BK on YL	3 Gauge - 2/0	0.530 (13.5)	1.000 (25.4)	2.500 (63.5)	0.750 (19.1)	110	25 pair Copper, 4-12 pair Fiber, Coaxial	R4300
BMP41, 51, 53	Fig. 32	M-53-427-YL	BK on YL	3/0 - 400 kcmil	0.850 (21.6)	1.000 (25.4)	4.000 (101.6)	1.000 (25.4)	70	50 pair Copper, 24 pair Fiber, Backbone	R4300

PermaSleeve® PS Wire Marking Sleeves (B-342)

These heat-shrink sleeves are the ultimate in marker durability, permanence and aesthetic appearance. Fast shrink rate saves time and costs during installation. Military / Industrial grade 3:1 shrink ratio. Meets several MIL, SAE and ASTM specs. Available as individual die-cut or continuous cut-to-length tubing.

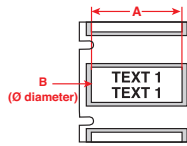


Figure 44

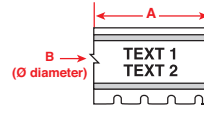


Figure 58



Fits Printer Models	Diagram	Catalog #	B#	Color	Approx. Wire Gauge*	For Wire Diameters Inch (mm) Min. - Max	Supplied Width A Inch (mm)	Supplied Diameter B Inch (mm)	Sleeves/Roll	Ribbon in Cartridge
BMP41, 51, 53	Fig. 44	M-125-075-342	B-342	BK on WT	22-16 Gauge	0.046 - 0.110 (1.2 - 2.8)	0.750 (19.1)	0.235 (5.9)	80	R4300
BMP41, 51, 53	Fig. 58	MC-125-342	B-342	BK on WT	22-16 Gauge	0.046 - 0.110 (1.2 - 2.8)	7 ft (2.1 m)	0.235 (5.9)	1 roll (cont.)	R4300
BMP41, 51, 53	Fig. 44	M-187-075-342	B-342	BK on WT	20-10 Gauge	0.062 - 0.150 (1.6 - 3.8)	0.750 (19.1)	0.335 (8.5)	80	R4300
BMP41, 51, 53	Fig. 58	MC-187-342	B-342	BK on WT	20-10 Gauge	0.062 - 0.150 (1.6 - 3.8)	7 ft (2.1 m)	0.335 (8.5)	1 roll (cont.)	R4300
BMP41, 51, 53	Fig. 44	M-250-075-342	B-342	BK on WT	16-8 Gauge	0.094 - 0.215 (2.4 - 5.5)	0.750 (19.1)	0.439 (11.1)	80	R4300
BMP41, 51, 53	Fig. 58	MC-250-342	B-342	BK on WT	16-8 Gauge	0.094 - 0.215 (2.4 - 5.5)	7 ft (2.1 m)	0.439 (11.1)	1 roll (cont.)	R4300
BMP41, 51, 53	Fig. 44	M-375-075-342	B-342	BK on WT	12-4 Gauge	0.125 - 0.320 (3.2 - 8.1)	0.750 (19.1)	0.645 (16.4)	80	R4300
BMP41, 51, 53	Fig. 58	MC1-375-342	B-342	BK on WT	12-4 Gauge	0.125 - 0.320 (3.2 - 8.1)	7 ft (2.1 m)	0.645 (16.4)	1 roll (cont.)	R4300
BMP41, 51, 53	Fig. 58	MC-125-342-YL	B-342	BK on YL	22-16 Gauge	0.046 - 0.110 (1.2 - 2.8)	7 ft (2.1 m)	0.235 (5.9)	1 roll (cont.)	R4300
BMP41, 51, 53	Fig. 58	MC-187-342-YL	B-342	BK on YL	20-10 Gauge	0.062 - 0.150 (1.6 - 3.8)	7 ft (2.1 m)	0.335 (8.5)	1 roll (cont.)	R4300
BMP41, 51, 53	Fig. 58	MC-250-342-YL	B-342	BK on YL	16-8 Gauge	0.094 - 0.215 (2.4 - 5.5)	7 ft (2.1 m)	0.439 (11.1)	1 roll (cont.)	R4300

Nylon Cloth Cable Flags (B-499)

Pre-formatted with two printable areas, allowing label to be easily folded around wires to create a two-sided, printed flag.

- **B-499 Nylon Cloth Material** - Permanent adhesive. Pliable for rough or smooth surfaces. Temp. Range: -94°F to 194°F (-70°C to 90°C). UL recognized.

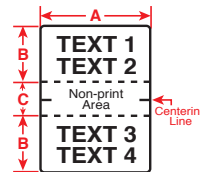


Figure 63



Fits Printer Models	Diagram	Catalog #	B#	Material	Color	Label Width A Inch (mm)	Label Height B Inch (mm)	Non-Print Area Inch (mm)	Labels/ Roll	Ribbon in Cartridge
BMP41, 51, 53	Fig. 63	M-141-499	B-499	Nylon Cloth	BK on WT	1.000 (25.4)	1.000 (25.4)	0.250 (6.3)	90	R4300