

## DC geared motors with brushes - 0.5 Nm 3.9 Watts - 3.9 Watts

### Selling points of the range

A range of D.C. geared motors with sintered metal gears.

- + Mechanical rating of gearbox with output shaft stalled : 0.5 Nm.
- + 3.9 Watt motor power
- + Available in either 12 or 24 V D.C. versions.
- + Gearbox ratios options for 1.5 to 441 rpm.
- + Options with magnetic encoder.

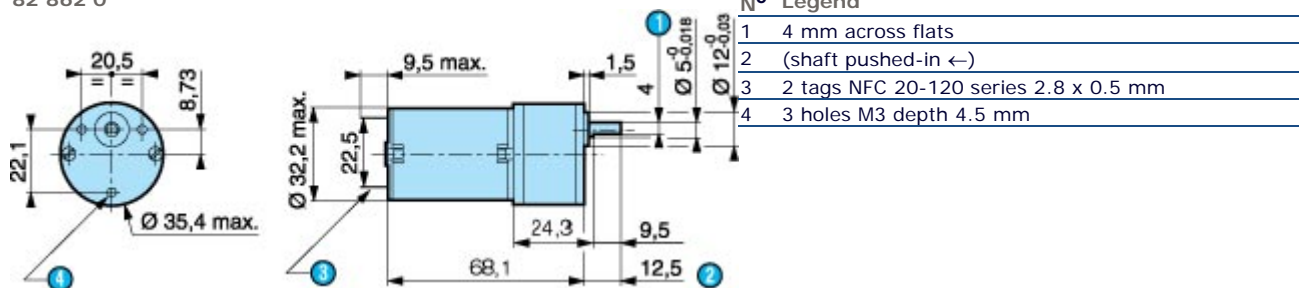


Part number characteristics	82 862 004
Type	82 862 0/2
Voltage	24 V
Output speed (rpm)	441
Ratios (i)	9.76
<b>Electrical characteristics</b>	
Motor	82 860 0
Gearbox	81 012 0 / 81 012 2
Maximum permitted torque from gearmotor under continuous conditions (for 1 millions turns) (Nm)	0.5
Axial load static (daN)	1
Radial load static (daN)	8
Max. output (W)	3.9
Nominal output (W)	3
Gearbox case temperature rise (°C)	50
Weight (g)	160 / 170
<b>Product available</b>	<b>stocked item</b>

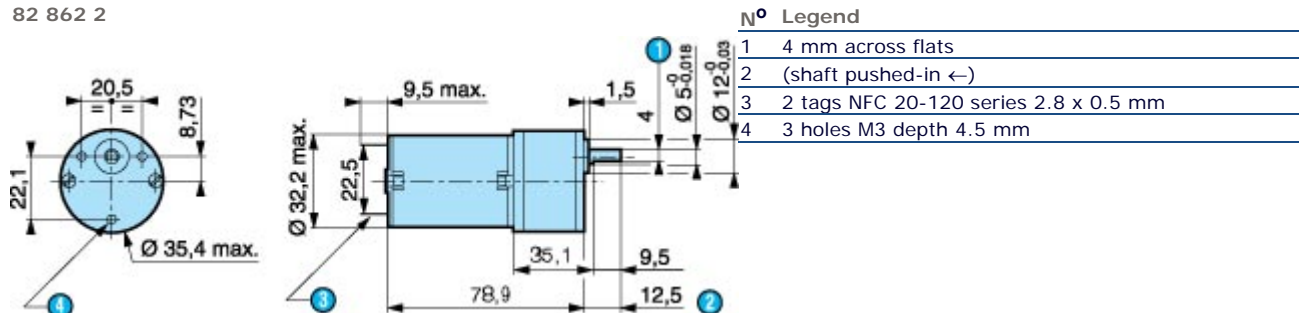
## General characteristics

### Dimensions

82 862 0



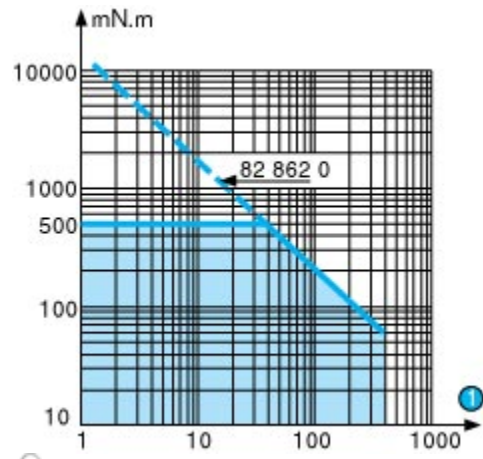
Zoom  
82 862 2



Zoom

## Curves

Nominal speed and torque curves



Zoom

N<sup>o</sup> Legend  
1 rpm

---