

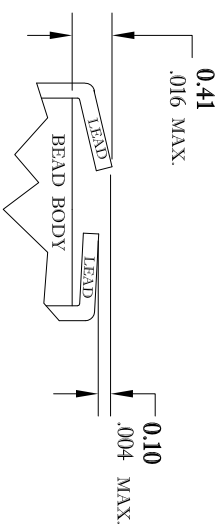
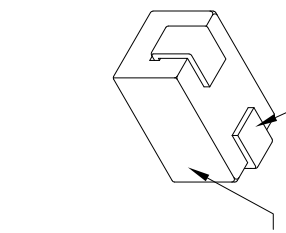
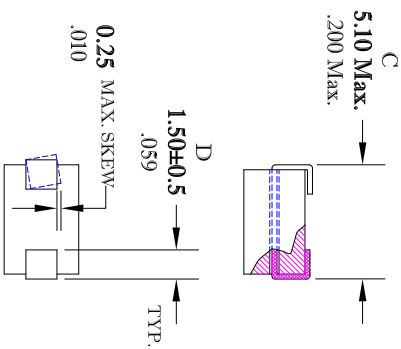
** Not all features are shown in this drawing. For more detailed information, please contact your Fair-Rite representative.

UNCONTROLLED ~ CATALOG ~ DRAWING

SIZE	PART NO.	REV.
B	2743019447	~

1.27 X 0.20 [0.50 X .008] FLAT WIRE
FR# 0100017101

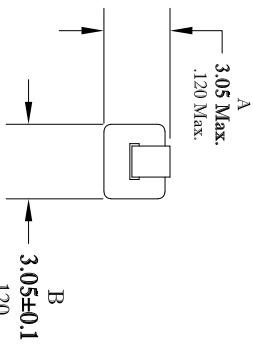
FR# 2643719001



LEAD SPECIFICATION

ELECTRICAL SPECIFICATIONS

Impedance (Ohms)	
25 MHz	100 MHz
23 Min.	37.6 Min.



DIMENSIONS
BOLD NUMBERS ARE IN MILLIMETERS
LIGHT NUMBERS ARE IN INCHES

NOTES:

- 1 - WIRE IS OXYGEN FREE, HIGH CONDUCTIVITY COPPER.
- 2 - WIRE MEETS FAIR-RITE PRODUCTS CORP. SOP# ELC-57, FOR SOLERABILITY.
- 3 - THIS PART MEETS FAIR-RITE PRODUCTS VISUAL INSPECTION CRITERIA FOR SURFACE MOUNT BEADS.
- 4 - PART MEETS FAIR-RITE PRODUCTS SOP# ELC-27, FOR THERMAL SHOCK RESISTANCE.
- 5 - IMPEDANCE MEASURED ON A HP4191A USING A HP16092A TEST FIXTURE.
- 6 - PART IS SUPPLIED TAPED AND REELED

FR# 43

FAIR-RITE PRODUCTS CORP.	
TITLE SURFACE MOUNT BEAD	
DRAWN BY	DATE
D. FOOITE	8/22/2019
CHKD BY	
B	
SCALE: NONE	SHEET 1 OF 1
SIZE PART NO.	REV.
2743019447	~