

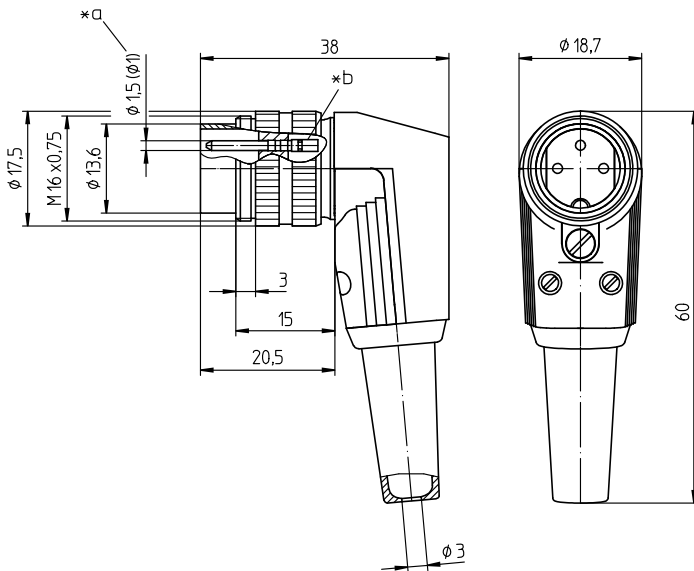
03 WSV

Circular connectors with threaded joint M16 acc. to IEC 61076-2-106, IP40/IP68

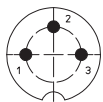


Plug acc. to IEC 61076-2-106, IP40, right angle version, with threaded joint and solder terminals

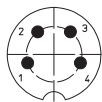
03 WSV



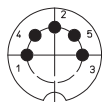
Pin configurations, solder side view



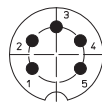
03-a
WSV 30



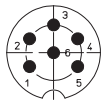
04-a
WSV 40



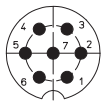
05-b
WSV 50



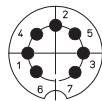
05-a
WSV 50/6



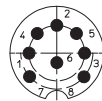
06-a
WSV 60



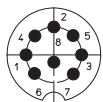
07-a
WSV 70



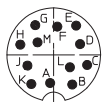
07-b
WSV 71



WSV 80



08-a
WSV 81



12-a
WSV 120

- *a 12 pole version $\varnothing 1.0$ mm
- *b cup-shaped solder terminal

Environmental conditions

Temperature range -40 °C/+85 °C

Materials

Insulating body	PA GF, V-0 according to UL94
Contact pin	CuZn, silver-plated and flash gold-plated (3-8 poles) CuZn, pre-nickel and gold-plated (12 poles)
Ground contact spring	CuZn, pre-nickel and tin-plated
Sleeve	steel, zinc-plated
Strain relief	steel, nickel-plated
Housing	PC, HB according to UL94
Knurled screw	CuZn, nickel-plated
Bend protection sleeve	TPE
Screw	special steel/steel, chromatiert

Mechanical data

Tightening torque connector	1-3 Nm
Tightening torque nut	1-3 Nm
Protection class	IP40 ¹

¹ according to IEC DIN EN 60529, only in locked condition with an appropriate counterpart

Connectable conductors for solder area

Section	≤ 0.75 mm ² (AWG 20) (3-8 poles) ≤ 0.25 mm ² (AWG 24) (12 poles)
Cable diameter	4-6 mm

Electrical data (at T_{amb} 20 °C)

Rated current	5 A (T _{amb} 40 °C, 3-8 poles) 3 A (T _{amb} 40 °C, 12 poles)
Rated voltage	with pollution degree 1: 300 V (versions 30, 40, 50/6, 60, 70) 100 V (versions 50, 71, 80, 81) 160 V (Polbild 120) with pollution degree 2: 250 V (versions 30, 40) 32 V (versions 50, 71, 80, 81) 160 V (versions 50/6, 60, 70, 120)
Rated impulse voltage	1500 V (versions 30, 40, 50/6, 60, 70, 120) 500 V (versions 50, 71, 80, 81)
Material group	II (IEC)/1 (UL) (400 = CTI < 600)
Overvoltage category	I
Insulation resistance	> 100 M Ω

Associated products

Counterparts

030398	KFR	KFV
KGR	KGV	KV
KV ...-8	WKV	

Accessories

0383	038399	038899
----------------------	------------------------	------------------------

03 WSV

Designation	Pole Number	PU (Pieces)	MDQ (Pieces)
WSV 30	3	50	100
WSV 40	4	50	100
WSV 50	5	50	100
WSV 50/6	5	50	100
WSV 60	6	50	100
WSV 70	7	50	100
WSV 71	7	50	100
WSV 80	8	50	100
WSV 81	8	50	100
WSV 120	12	50	100

Packaging:

pre-assembled, in a cardboard box