

**MICRO SWITCH**  
a Honeywell Division

FED. MFG. CODE 91929

SWITCH - ENCLOSED

CATALOG LISTING  
**604EN147-6**

CATALOG LISTING  
**604EN147-6**

REPLACES  
RELEASE NO. PR-20897

ISSUE  
**M**

3

CHECK

CHECK

REVISIONS  
A CO-76544  
TSM  
9 DEC 93

DDM/CAD  
DRAWN

T S M 30 NOV 93  
CHECK

THIS DRAWING COVERS A PROPRIETARY ITEM AND IS THE PROPERTY OF MICRO SWITCH, A DIVISION OF HONEYWELL. THIS DRAWING IS NOT TO BE COPIED OR USED WITHOUT THE APPROVAL OF MICRO SWITCH

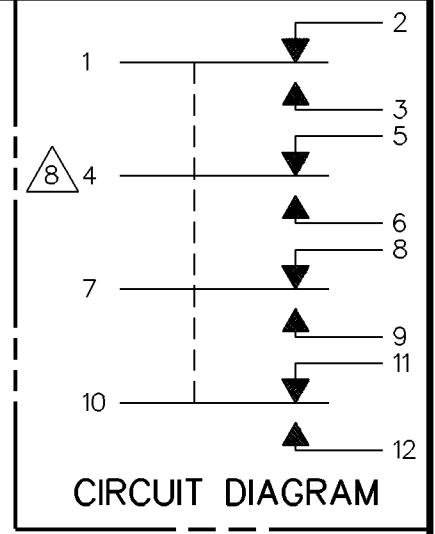
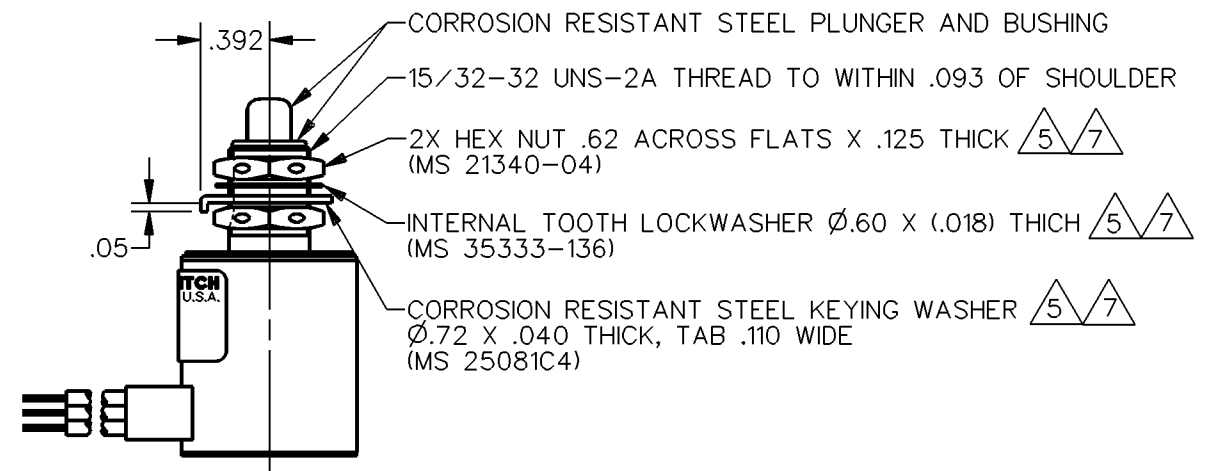
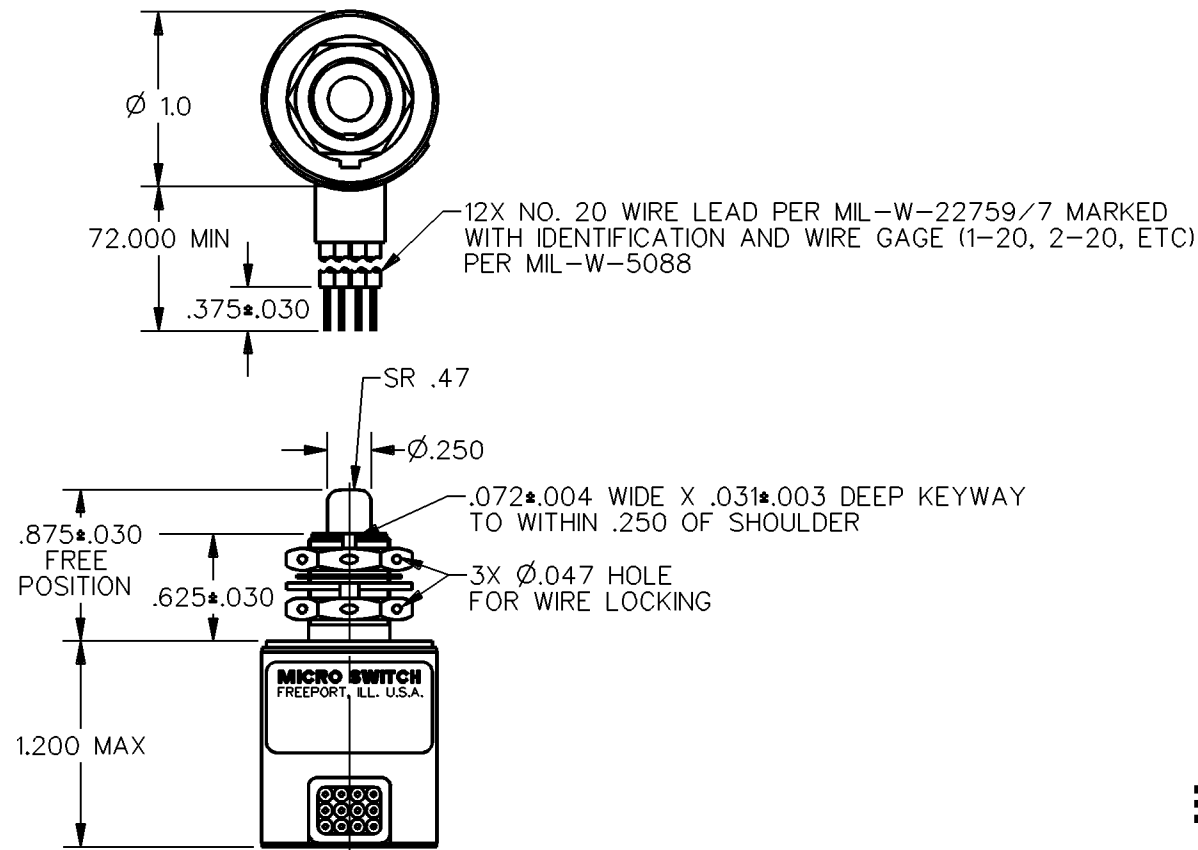
CHARACTERISTICS
OPERATING FORCE — — — — — 6-12 LB
FULL OVERTRAVEL FORCE ---30 LB MAX
RELEASE FORCE — — — — — 4 LB MIN
PRETRAVEL — — — — — .040 MAX
DIFFERENTIAL TRAVEL ---.020 MAX
OVERTRAVEL — — — — — .125 MIN

ELECTRICAL DATA
CONTACT ARRANGEMENT

THIRD ANGLE PROJECTION	
SCALE	FULL
DO NOT SCALE PRINT	
UNLESS OTHERWISE SPECIFIED TOLERANCES ARE	
ONE PLACE	(.0) ±.030
TWO PLACE	(.00) ±.015
THREE PLACE	(.000) ±.005
ANGLES	±
WEIGHT	.85 LB

ELECTRICAL DATA				
CONTACT ARRANGEMENT: 4X S P D T				
	RATINGS APPLY TO CIRCUITS 4-6 / 8		RATINGS APPLY TO CIRCUITS 1-3 & 7-12	
	SEA LEVEL	50,000 FT	SEA LEVEL	50,000 FT
LOAD	28 VDC	28 VDC	28 VDC	28 VDC
RES	1.0	1.0	7	7
IND	0.5	0.5	4	2.5
MOTOR			4	4 / 6

ANSI Y14.5M-1982 APPLIES



- NOTES
- 1 - CORROSION RESISTANT STEEL ENCLOSURE
  - 2 - SWITCH SEALED PER MIL-S-8805 SYMBOL 4
  - 3 - COINCIDENCE OF OPERATING AND RELEASING POINTS: .010 INCH OF PLUNGER TRAVEL
  - 4 - CIRCUIT DIAGRAM AND CATALOG LISTING ARE SHOWN ON NAMEPLATE
  - 5 - REPLACEMENT MOUNTING HARDWARE - PACKET 19PA9
  - 6 - APPLICATION INFORMATION ONLY
  - 7 - HARDWARE MAY BE PACKAGED UNASSEMBLED PER MIL-S-8805
  - 8 - GOLD CONTACT SWITCH