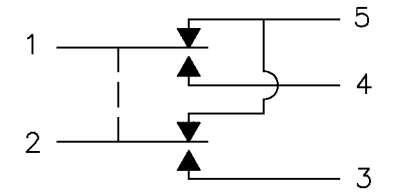


MICRO SWITCH
a Honeywell Division

SWITCH-ENCLOSED

CATALOG LISTING
622EN85-RB

FED. MFG. CODE 91929



CIRCUIT DIAGRAM

CATALOG LISTING
622EN85-RB

ISSUE
M 13

REVISIONS

| | |
|---|---------------------|
| A | OBS DWG CO-74988 |
| B | REINST PR-23686 |
| C | CO-93851 |

CHECK

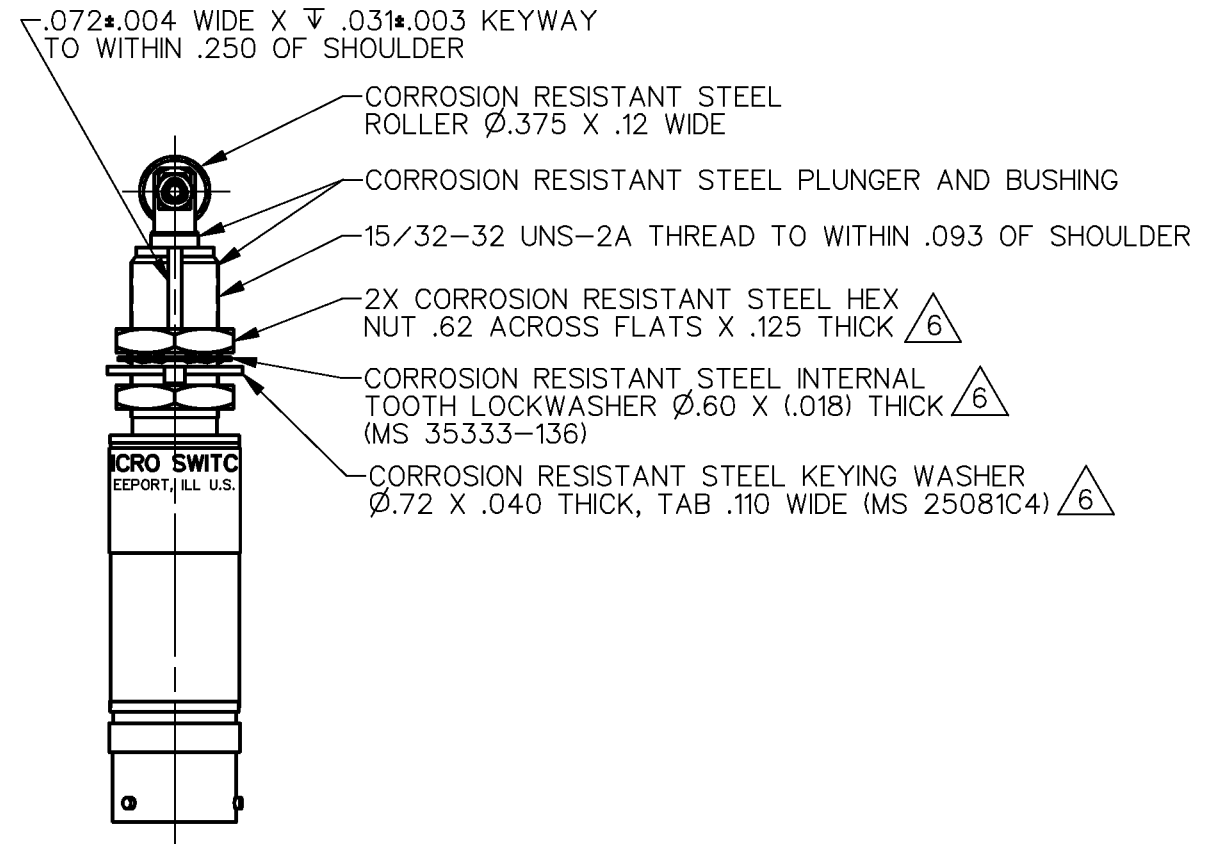
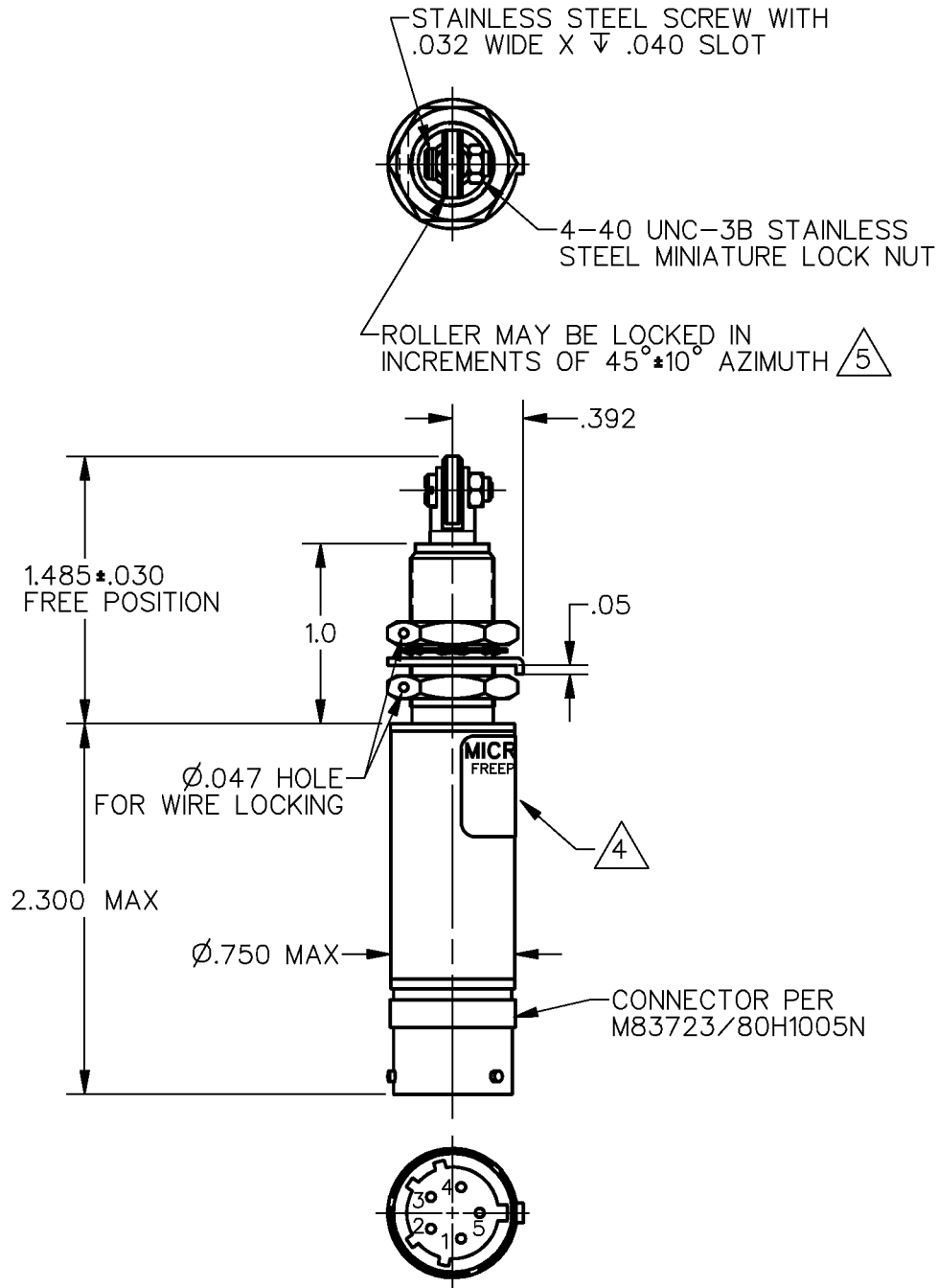
| | |
|----------|-------|
| 5 OCT 98 | J A F |
|----------|-------|

CHECK

| | |
|----------|-------|
| 5 OCT 98 | J A F |
|----------|-------|

DDM/CAD
DRAWN

CATALOG LISTING
PAGE 1 OF 1
RELEASE NO. PR-10681
REPLACES



THIS DRAWING COVERS A PROPRIETARY ITEM AND IS THE PROPERTY OF MICRO SWITCH, A DIVISION OF HONEYWELL. THIS DRAWING IS NOT TO BE COPIED OR USED WITHOUT THE APPROVAL OF MICRO SWITCH

THIRD ANGLE PROJECTION

| CHARACTERISTICS | ELECTRICAL DATA |
|-------------------------------------|--------------------------------|
| OPERATING FORCE ——— 6-12 LB | CONTACT ARRANGEMENT 2X SPDT |
| FULL OVERTRAVEL FORCE --- 30 LB MAX | 28 VDC |
| RELEASE FORCE ——— 4 LB MIN | LOAD |
| PRETRAVEL ——— .040 MAX | SEA LEVEL |
| DIFFERENTIAL TRAVEL — .020 MAX | MOTOR |
| OVERTRAVEL ——— .125 MIN | LAMP |

| ELECTRICAL DATA | |
|-----------------|------------|
| LOAD | 50,000 FT. |
| RES | 7 |
| IND | 4 |
| MOTOR | 4 |
| LAMP | |

| SCALE FULL | |
|---|----------|
| DO NOT SCALE PRINT | |
| UNLESS OTHERWISE SPECIFIED TOLERANCES ARE | |
| ONE PLACE (.0) | ±.030 |
| TWO PLACE (.00) | ±.015 |
| THREE PLACE (.000) | ±.005 |
| ANGLES | ± |
| WEIGHT | 7 OZ MAX |

- NOTES
- 1 - CORROSION RESISTANT STEEL ENCLOSURE
 - 2 - SWITCH SEALED PER MIL-S-8805 SYMBOL 4
 - 3 - CONTACTS OPEN AND CLOSE WITHIN .010 OF PLUNGER TRAVEL
 - 4 - CIRCUIT DIAGRAM, CATALOG LISTING, DATE CODE AND FEDERAL MANUFACTURING CODE ARE SHOWN ON NAMEPLATE
 - 5 - TO ADJUST ROLLER DIRECTION REMOVE LOCK NUT, SCREW AND ROLLER. DEPRESS PLUNGER UNTIL IT CAN BE ROTATED TO DESIRED POSITION, RETURN TO FREE POSITION AND REASSEMBLE ROLLER
 - 6 - HARDWARE MAY BE PACKAGED UNASSEMBLED PER MIL-S-8805

ANSI Y14.5M-1982 APPLIES