MICRO SWITCH
FREEPORT, ILLINOIS U.S.A.
A DIVISION OF HONEYWELL
FED. MFG. CODE 91929

SWITCH-ENCLOSED

CATALOG LISTING
604EN59-RB

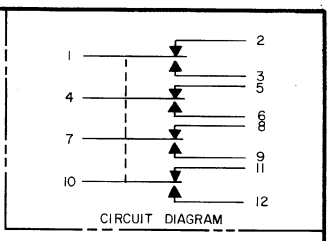

CIRCUIT DIAGRAM

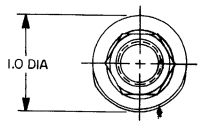

WARNING– THIS PRODUCT IS SUBJECT TO THE U.S. INTERNATIONAL TRAFFIC IN ARMS REGULATIONS (ITAR), AND THE EXPORT CONTROL LAWS OF THE UNITED STATES. TRANSFER OF TECHNICAL DATA PERTAINING TO THIS PRODUCT BY ANY MEANS TO A FOREIGN PERSON PER ITAR DEFINITIONS. WHETHER IN THE UNITED STATES OR ABROAD, WITHOUT A PRIOR EXPORT LICENSE OR OTHER APPROVAL FROM THE U.S. DEPARTMENT OF STATE, IS PROHIBITED.

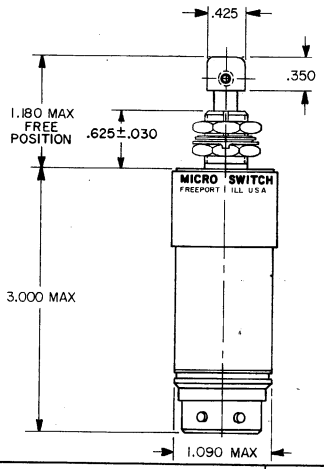

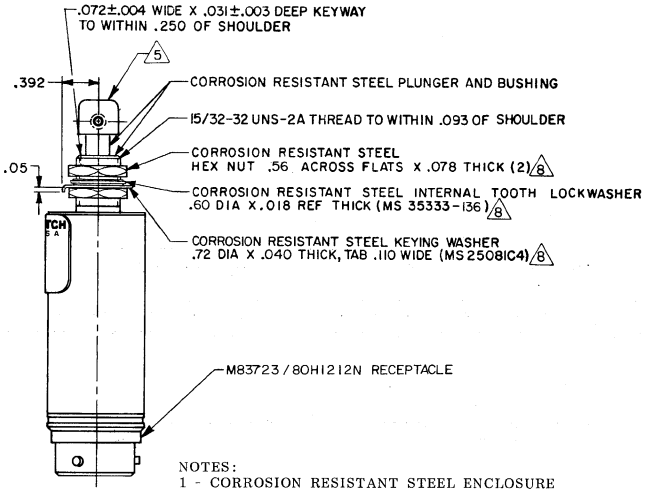

NOTES:
1 - CORROSION RESISTANT STEEL ENCLOSURE
2 - SWITCH SEALED PER MIL-PRF-8805 SYMBOL 4
3 - CIRCUIT DIAGRAM AND CAT. LIST. FEDERAL MFG. CODE ARE SHOWN ON NAMEPLATE
4 - COINCIDENCE OF OPERATING AND RELEASING POINTS: .010 OF PLUNGER TRAVEL
5 - BUTTON FINISHED WITH WHITE EPOXY BASED ENAMEL COLOR NO. 17875 PER FEDERAL STANDARD 595
6 - KEYWAY IN BUSHING AND POLARIZING KEY OF RECEPTACLE ARE ALIGNED
7 - NOTED ELECTRICAL RATINGS APPLY AS SPECIFIED IN MIL-PRF-8805/43 UP TO 185°
8 - HARDWARE MAY BE PACKAGED UNASSEMBLED PER MIL-PRF-8805

THIS DRAWING COVERS A PROPRIETARY ITEM AND IS THE PROPERTY OF MICRO SWITCH, A DIVISION OF HONEYWELL. THIS DRAWING IS NOT TO BE COPIED OR USED WITHOUT THE APPROVAL OF MICRO SWITCH.

THIRD ANGLE PROJECTION

SCALE FULL

DO NOT SCALE PRINT

TOLERANCES
APPLY TO DESIGN UNITS. CONVERSIONS ARE ONLY FOR REFERENCE. UNLESS NOTED, TOLERANCES ARE ±

	DIM. mm	TOL. mm	DIM. in	TOL. mm/in
NO PLACES		1/0.04		
ONE PLACES	X.X	0.4/0.016	X.X	0.4/.016
TWO PLACES	X.XX	0.10/.004	X.XX	0.38/.015
THREE PLACES			X.XXX	0.10/.004
ANGLES				

DESIGN UNITS SI METRIC ☐ US CUSTOMARY ■

RAW MATERIAL - COMMERCIAL STANDARD
MICRO SWITCH STANDARDS APPLY

DIMENSIONS ARE TO BE MET BEFORE PROTECTIVE COATINGS ARE APPLIED

WEIGHT 5.0 OZ MAX

CHARACTERISTICS

OPERATING FORCE - - - - - - - - -3-6 LB
FULL OVERTRAVEL FORCE - - - - -17 LB MAX
RELEASE FORCE - - - - - - - - -2 LB MIN
PRETRAVEL - - - - - - - - - - .040 MAX
DIFFERENTIAL TRAVEL - - - - -.020 MAX
OVERTRAVEL - - - - - - - - - .125 MIN

ELECTRICAL DATA

CONTACT ARRANGEMENT
S P D T (4)

LOAD	28 VDC SEA LEVEL	28 VDC 50,000 FT.
RES	7	7
IND	4	2.5
MOTOR	4	
LAMP		

DRAWING NUMBER	604EN59-RB
REPLACES	
RELEASE NO.	SR-12145
ISSUE	19

REVISIONS

A	C044351	RJH 7 MAR 80	
B	C047573	JAP 7 AUG 80	
C	C049806	JAP 25 SEPT 81	
D	C053598	RJH 22 JUL 83	
E	C056098	JAS 9 OCT 84	
F	D0006802	TOC-AP 30 AUG 04	

DRAWN RJH 7 MAR 80
CHECK
CHECK
CHECK
FO-12251-A