



4710PS (119[□] x 25^L)



NMB-MAT

EMINEBEA.COM

AC Axial Fans

General Specifications

Allowable Ambient Temperature Range:

- 10°C ~ +70°C (Operating)
- 40°C ~ +70°C (Storage)
- (non-condensing environment)

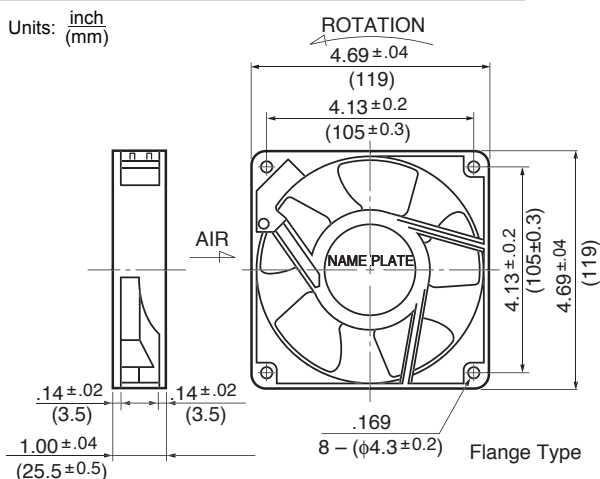
Motor Structure: Shaded Pole Induction Motor

Motor Protection: Impedance Protection

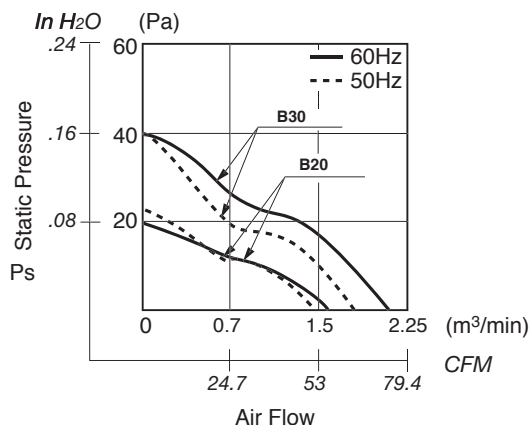
Expected Life

Failure Rate: 10%
25°C 50,000 Hours

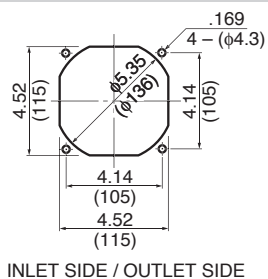
Outline



Characteristic Curves



Panel Cut-outs



Material

- Casing : Aluminum
- Impeller : Polycarbonate (Glass Fiber-Containing)
- Bearing : Ball Bearings
- Terminal : Faston #110 or equivalent

Specifications

MODEL	Rated Voltage	Frequency	Starting Voltage	Current	Input Power	Speed	Max. Air Flow		Max. Static Pressure		Noise	Mass
	(V)	(Hz)	(V)	(A) ^{*1}	(W) ^{+10% -20%}	(min ⁻¹) ^{*3}	CFM ^{*2}	(m ³ /min) ^{*3}	in H ₂ O	(Pa) ^{*3}	(dB) ^{*2}	(g)
4710PS-10T-B30-B00	100	50	65	0.220	14.0	2300	63.5	1.80	.16	41.1	34.0	360
	100	60	65	0.180	11.0	2700	70.6	2.00	.16	41.1	38.0	360
4710PS-12T-B30-A00	115	50	75	0.190	14.0	2300	63.5	1.80	.16	41.1	34.0	360
	115	60	75	0.160	11.0	2700	70.6	2.00	.16	41.1	38.0	360
4710PS-20T-B30-B00	200	50	130	0.110	14.0	2300	63.5	1.80	.16	41.1	34.0	360
	200	60	130	0.090	11.0	2700	70.6	2.00	.16	41.1	38.0	360
4710PS-22T-B30-B00	220	50	175	0.100	14.0	2300	63.5	1.80	.16	41.1	34.0	360
	220	60	175	0.080	11.0	2700	70.6	2.00	.16	41.1	38.0	360
4710PS-23T-B30-A00	230	50	175	0.100	14.0	2300	63.5	1.80	.16	41.1	34.0	360
	230	60	175	0.090	11.0	2700	70.6	2.00	.16	41.1	38.0	360
4710PS-24T-B30-A00	240	50	130	0.100	15.0	2300	60.0	1.70	.16	41.1	34.0	360
	240	60	130	0.080	13.0	2700	70.6	2.00	.16	41.1	38.0	360
4710PS-10T-B20-B00	100	50	65	0.120	8.0	1900	49.4	1.40	.08	19.6	29.0	360
	100	60	65	0.100	7.0	2100	53.0	1.50	.086	21.5	30.0	360
4710PS-12T-B20-A00	115	50	75	0.100	8.0	1900	49.4	1.40	.09	23.5	29.0	360
	115	60	75	0.090	7.0	2000	53.0	1.50	.08	21.5	30.0	360
4710PS-20T-B20-B00	200	50	130	0.070	9.0	1900	45.9	1.30	.08	19.6	29.0	360
	200	60	160	0.060	8.0	2000	53.0	1.50	.086	21.5	30.0	360
4710PS-22T-B20-B00	220	50	175	0.060	9.0	1900	49.4	1.40	.08	19.6	29.0	360
	220	60	175	0.050	8.0	2100	53.0	1.50	.086	21.5	30.0	360
4710PS-23T-B20-A00	230	50	175	0.060	9.0	1900	49.4	1.40	.09	23.5	29.0	360
	230	60	175	0.050	8.0	2100	53.0	1.50	.08	21.5	30.0	360
4710PS-24T-B20-A00	240	50	140	0.060	9.0	1900	49.4	1.40	.08	19.6	29.0	360
	240	60	140	0.050	8.0	2100	53.0	1.50	.086	21.5	30.0	360

Rotation: Counterclockwise Airflow Outlet: Air Out Over Struts *1: Maximum Values in Free Air *2: Average Values in Free Air *3: Minimum Values in Free Air