

Contact insert - HC-KA-D 64-BU/PER - 1774526

Please be informed that the data shown in this PDF Document is generated from our Online Catalog. Please find the complete data in the user's documentation. Our General Terms of Use for Downloads are valid (<http://download.phoenixcontact.com>)



HEAVYCON terminal adapter female insert, D64 series, 64-pos., right protective conductor connection for the left side of the control cabinet, screw connection



Key commercial data

Packing unit	1 pc
GTIN	 4 017918 037819
Weight per Piece (excluding packing)	545.6 GRM
Custom tariff number	85369010
Country of origin	Germany

Technical data

Dimensions

Terminal adapter width	86.3 mm
Height	81 mm

Ambient conditions

Ambient temperature (operation)	-40 °C ... 125 °C
---------------------------------	-------------------

Electrical characteristics

Note	For HEAVYCON-ADVANCE mounting flange and HEAVYCON panel mounting base of B24 type
Number of positions	64
Connection in acc. with standard	IEC / EN
Rated voltage (III/3)	250 V
Rated surge voltage	4 kV
Rated current	10 A

Contact insert - HC-KA-D 64-BU/PER - 1774526

Technical data

Mechanical characteristics

Type	D64
Connection method	Screw connection
Tightening torque	0.5 Nm ... 0.8 Nm
Stripping length of the individual wire	10 mm
Conductor cross section	0.2 mm ² ... 2.5 mm ²
Connection cross section AWG	22 ... 12

General

Contact material	Copper alloy
Contact surface material	Ag
Contact carrier material	PA / PC
Pollution degree	3
Surge voltage category	III
Inflammability class according to UL 94	V0
Connection in acc. with standard	IEC / EN
Installation instructions	Connectors may be plugged in only when there is no load/voltage. Not for HC-B 24-AMQ-EMV housings

Classifications

eCl@ss

eCl@ss 4.0	27140816
eCl@ss 4.1	27140816
eCl@ss 5.0	27143424
eCl@ss 5.1	27143424
eCl@ss 6.0	27143424

ETIM

ETIM 3.0	EC000438
ETIM 4.0	EC000438
ETIM 5.0	EC000438

UNSPSC

UNSPSC 6.01	30211923
UNSPSC 7.0901	39121522
UNSPSC 11	39121522
UNSPSC 12.01	39121522
UNSPSC 13.2	39121522

Contact insert - HC-KA-D 64-BU/PER - 1774526

Approvals

Approvals


Approvals


CSA / UL Recognized / GOST


Ex Approvals

Approvals submitted

Approval details

CSA 	
mm ² /AWG/kcmil	22-12
Nominal current I _N	5 A
Nominal voltage U _N	300 V

UL Recognized 	
mm ² /AWG/kcmil	22-12
Nominal current I _N	5 A
Nominal voltage U _N	600 V

GOST 	
--	--

Accessories

Accessories

Mounting material

Contact insert - HC-KA-D 64-BU/PER - 1774526

Accessories

Foot element - HC-KA-FE - 1775240



Foot element, for mounting on DIN rail NS 32, DIN rail NS 35/7.5 or DIN rail NS 35/15, can be inserted between basic and side element

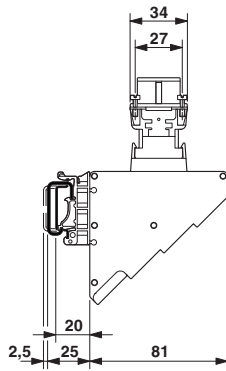
Locking screw barrel - HC-VSH - 1660083



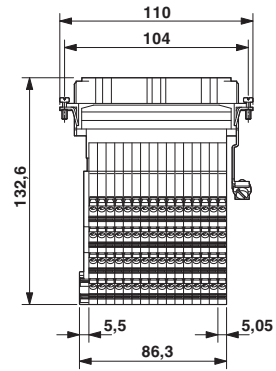
Locking screw barrel, for a firm connection of contact inserts and DIN-rail mountable terminal adapters

Drawings

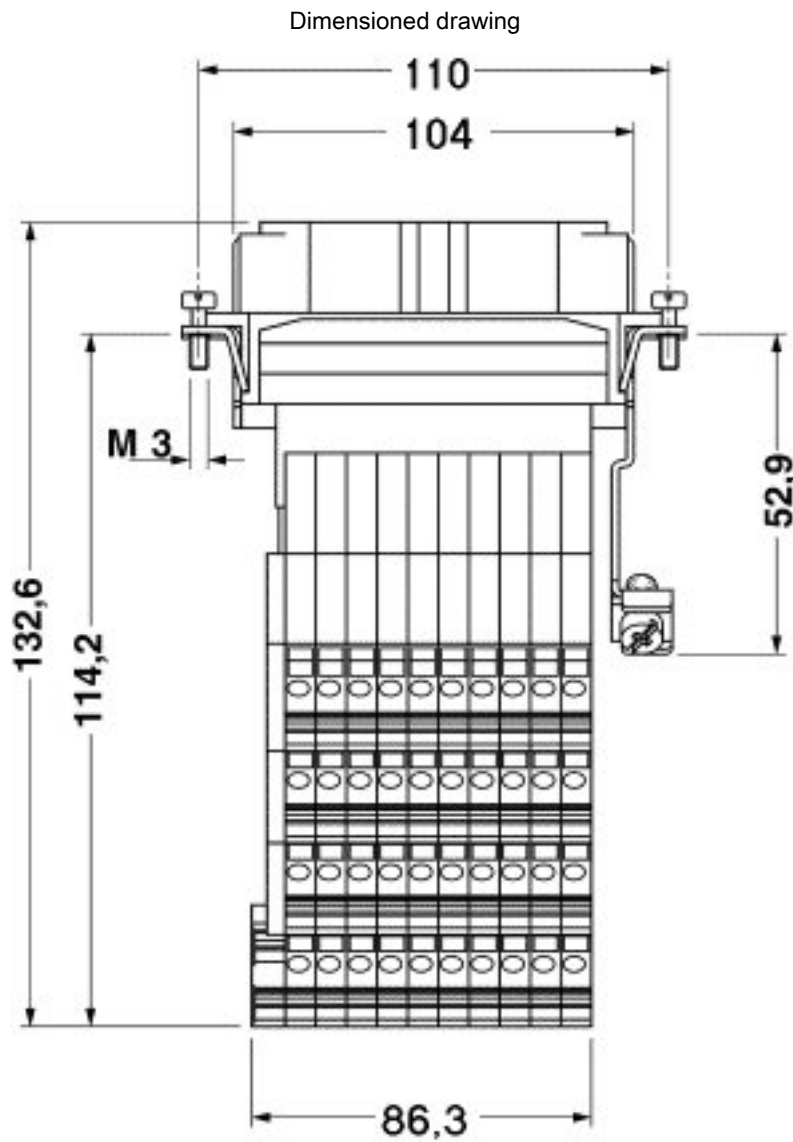
Dimensioned drawing



Dimensioned drawing



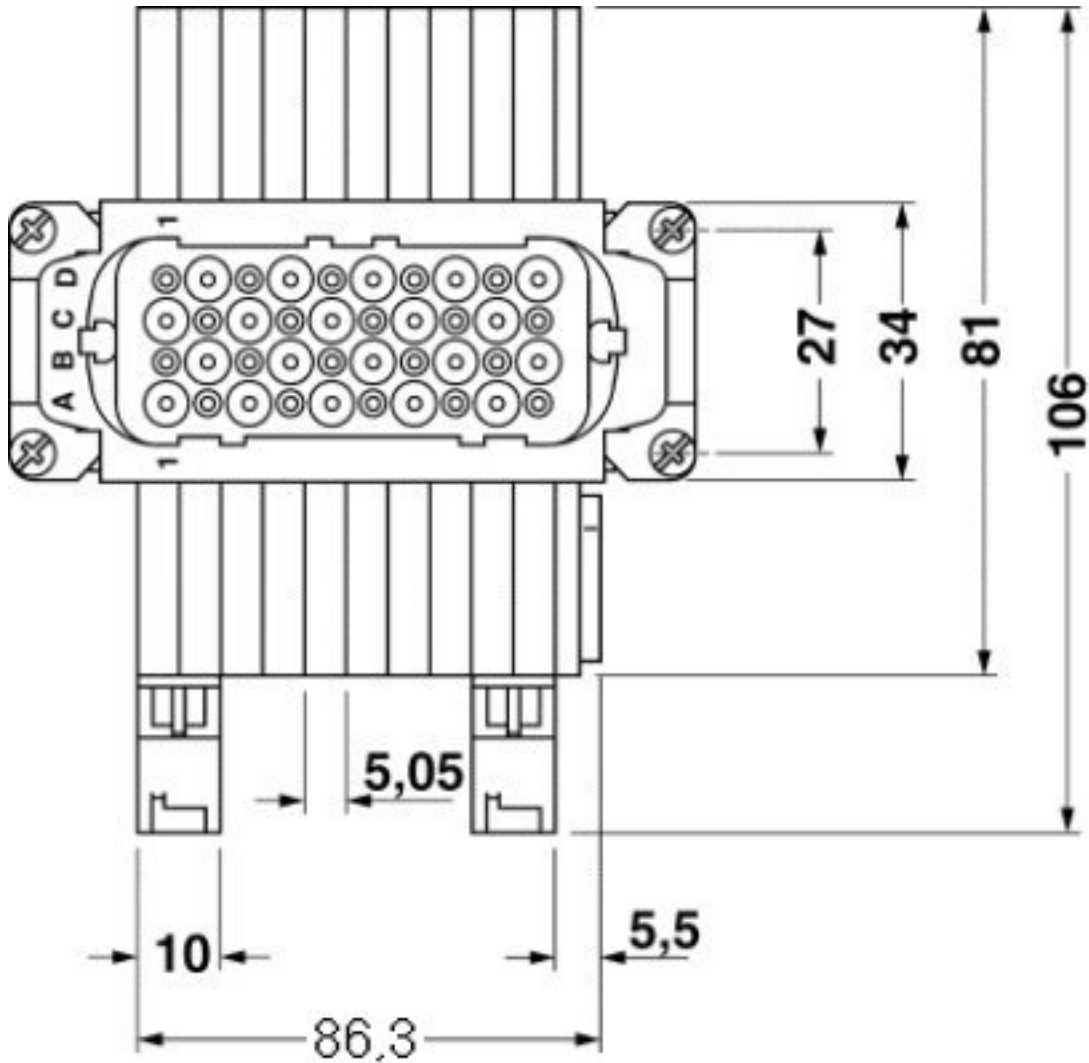
Contact insert - HC-KA-D 64-BU/PER - 1774526



The drawing shows the D40 version

Contact insert - HC-KA-D 64-BU/PER - 1774526

Dimensioned drawing



The drawing shows the D40 version