

Printed-circuit board connector - DMCV 1,5/10-G1F-3,5-LR P20THR - 1787470

Please be informed that the data shown in this PDF Document is generated from our Online Catalog. Please find the complete data in the user's documentation. Our General Terms of Use for Downloads are valid (<http://phoenixcontact.com/download>)

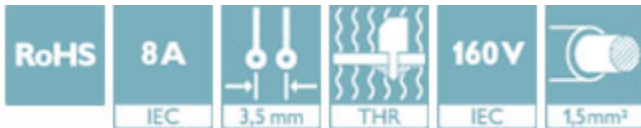
Header, Nominal current: 8 A, Rated voltage (III/2): 160 V, Number of positions: 10, Pitch: 3.5 mm, Color: black, Contact surface: Tin, Mounting: THR soldering



The figure shows a 10-pos. version with 20 contacts

Why buy this product

- ✓ Designed for integration into the SMT soldering process
- ✓ Vertical connection enables multi-row arrangement on the PCB
- ✓ Screwable flange for superior mechanical stability
- ✓ Automatic locking and intuitive release through Lock and Release operating lever in contrasting color
- ✓ Small component size for applications where space is at a premium



Key Commercial Data

Packing unit	1 STK
Weight per Piece (excluding packing)	5.200 g
Custom tariff number	85366990
Country of origin	Germany

Technical data

Dimensions

Length	10.6 mm
Pitch	3.50 mm
Dimension a	31.5 mm
Width	42 mm
Constructional height	10 mm
Height	12 mm

Printed-circuit board connector - DMCV 1,5/10-G1F-3,5-LR P20THR - 1787470

Technical data

Dimensions

Length of the solder pin	2 mm
Pin dimensions	0,8 x 0,8
Pin spacing	5.50 mm
Hole diameter	1.4 mm

General

Range of articles	DMCV 1,5/...-G1F-THR
Insulating material group	IIIa
Rated surge voltage (III/3)	2.5 kV
Rated surge voltage (III/2)	2.5 kV
Rated surge voltage (II/2)	2.5 kV
Rated voltage (III/3)	160 V
Rated voltage (III/2)	160 V
Rated voltage (II/2)	250 V
Connection in acc. with standard	EN-VDE
Nominal current I_N	8 A
Maximum load current	8 A
Insulating material	LCP
Flammability rating according to UL 94	V0
Color	black
Number of positions	10

Standards and Regulations

Connection in acc. with standard	EN-VDE
	CUL
Flammability rating according to UL 94	V0

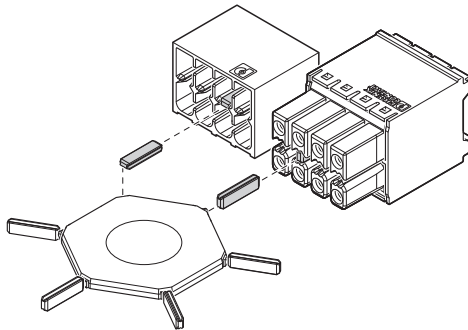
Environmental Product Compliance

China RoHS	Environmentally friendly use period: unlimited = EFUP-e
	No hazardous substances above threshold values

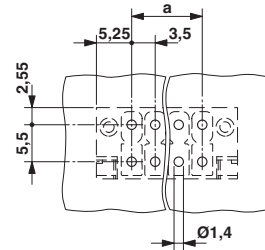
Drawings

Printed-circuit board connector - DMCV 1,5/10-G1F-3,5-LR P20THR - 1787470

Schematic diagram

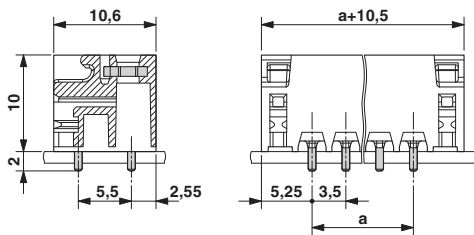


Drilling diagram

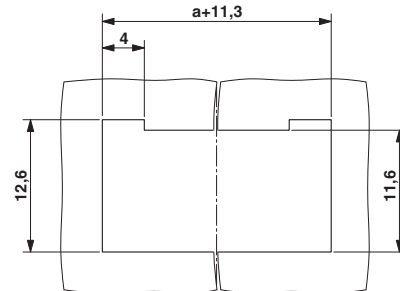


Use of the CP-DMC... coding profile

Dimensional drawing



Schematic diagram



Panel cutout

Approvals

Approvals

Approvals


VDE Gutachten mit Fertigungsüberwachung / IECCE CB Scheme / cULus Recognized / EAC


Ex Approvals

Approval details

Printed-circuit board connector - DMCV 1,5/10-G1F-3,5-LR P20THR - 1787470

Approvals

VDE Gutachten mit Fertigungsüberwachung  http://www.vde.com/en/Institute/OnlineService/VDE-approved-products/Pages/Online-Search.aspx 40038423	
Nominal current IN	8 A
Nominal voltage UN	160 V

IECEE CB Scheme  http://www.iecee.org/DE1-56070_B1_B2	
Nominal current IN	8 A
Nominal voltage UN	160 V

cULus Recognized http://database.ul.com/cgi-bin/XYV/template/LISEXT/1FRAME/index.htm E60425-20110128		
	B	C
Nominal current IN	8 A	8 A
Nominal voltage UN	150 V	50 V

EAC B.01742
