

## Contact insert - VC-D2-BU30-PE - 1855063

Please be informed that the data shown in this PDF Document is generated from our Online Catalog. Please find the complete data in the user's documentation. Our General Terms of Use for Downloads are valid (<http://phoenixcontact.com/download>)



Female contact carrier, for turned crimp contacts, type VC 2, 30-pos. + PE

### Product Features

- ✓ Positions 15, 30, 50, and 65 are available, in accordance with housing sizes VC 1 - VC 4.
- ✓ Contact types meet the requirements of IEC 60352/DIN EN 60352
- ✓ Contact carriers have two further capacitive PE contacts
- ✓ Pin and socket contacts can be used on both the plug and device sides
- ✓ The connection data of 250 V/10 A corresponds to that of the HEAVYCON DD series



### Key Commercial Data

Packing unit	1 pc
Minimum order quantity	10 pc
GTIN	 4 017918 159375
Weight per Piece (excluding packing)	40.56 g
Custom tariff number	85366990
Country of origin	Poland

### Technical data

#### Electrical characteristics

Note	Connectors may only be connected/disconnected when under no load.
Rated voltage	250 V
Rated voltage (III/3)	250 V
Rated current	10 A
	10 A
Rated surge voltage	4 kV

# Contact insert - VC-D2-BU30-PE - 1855063

## Technical data

### Electrical characteristics

Number of positions	30
---------------------	----

### Ambient conditions

Ambient temperature (operation)	-40 °C ... 125 °C
---------------------------------	-------------------

### Mechanical characteristics

Conductor cross section	0.14 mm <sup>2</sup> ... 1.5 mm <sup>2</sup> (stranded)
Connection cross section AWG	22 ... 16
Stripping length of the individual wire	8 mm
Conductor cross section flexible max.	1.5 mm <sup>2</sup>
Insertion/withdrawal cycles	>= 500

### General

Type	VC2
Series	VC-D
Connection method	Crimp connection
Flammability rating according to UL 94	V0
Pollution degree	2
Overvoltage category	III

### Material data

Contact carrier material	PA-GF
--------------------------	-------

### Standards and Regulations

Connection in acc. with standard	CUL
Flammability rating according to UL 94	V0

## Classifications

### eCl@ss

eCl@ss 4.0	27140816
eCl@ss 4.1	27140816
eCl@ss 5.0	27143424
eCl@ss 5.1	27143424
eCl@ss 6.0	27143424
eCl@ss 7.0	27440209
eCl@ss 8.0	27440205
eCl@ss 9.0	27440205

# Contact insert - VC-D2-BU30-PE - 1855063

## Classifications

### ETIM

ETIM 2.0	EC000438
ETIM 3.0	EC000438
ETIM 4.0	EC000438
ETIM 5.0	EC000438

### UNSPSC

UNSPSC 6.01	30211923
UNSPSC 7.0901	39121522
UNSPSC 11	39121522
UNSPSC 12.01	39121522
UNSPSC 13.2	39121522

## Approvals

### Approvals

---

#### Approvals

UL Recognized / cUL Recognized / EAC / cULus Recognized

---


#### Ex Approvals

---

#### Approvals submitted


---

## Approval details

UL Recognized 	
Nominal current I <sub>N</sub>	4 A
Nominal voltage U <sub>N</sub>	250 V

## Contact insert - VC-D2-BU30-PE - 1855063

### Approvals

cUL Recognized 	
Nominal current $I_N$	4 A
Nominal voltage $U_N$	250 V

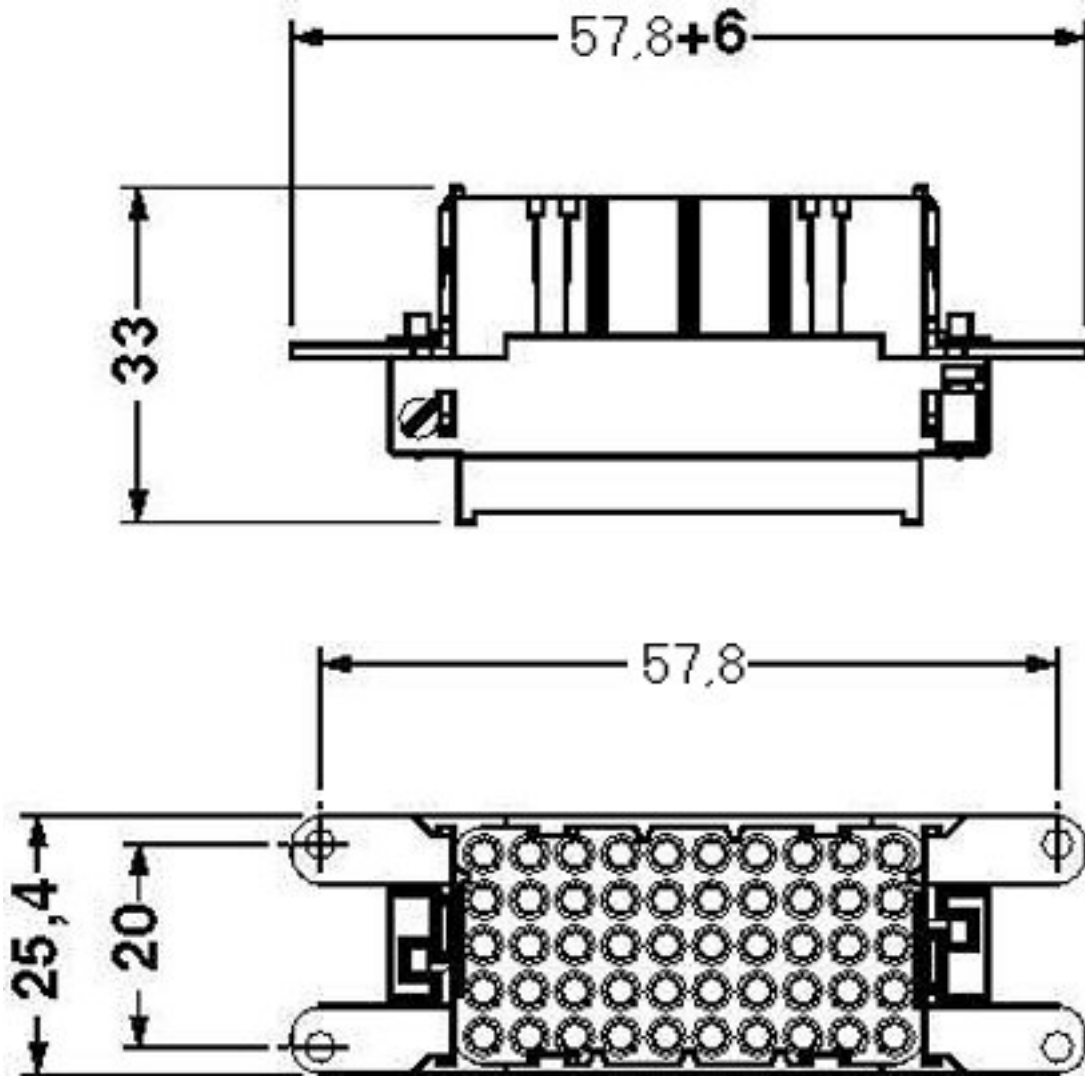
EAC

cULus Recognized 

### Drawings

# Contact insert - VC-D2-BU30-PE - 1855063

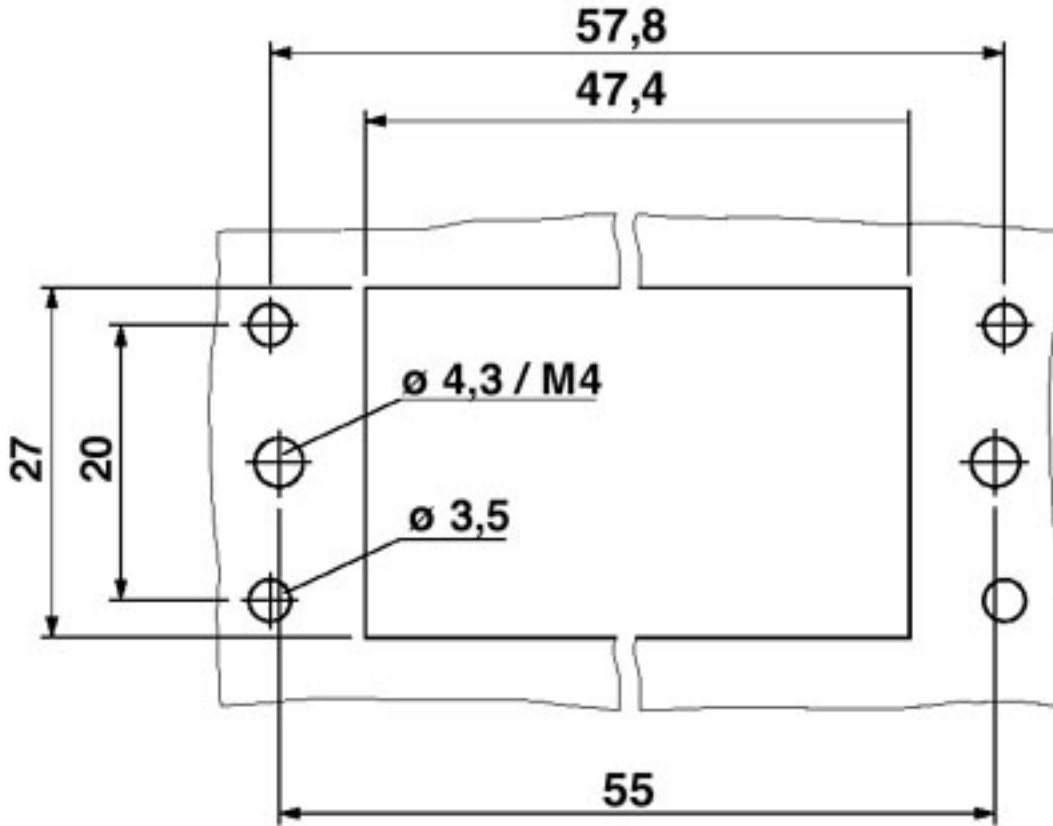
Dimensional drawing



Contact insert

# Contact insert - VC-D2-BU30-PE - 1855063

Dimensional drawing



Panel cutout