

Printed-circuit board connector - CCV 2,5/ 8-GF-5,08 P26THR - 1955691

Please be informed that the data shown in this PDF Document is generated from our Online Catalog. Please find the complete data in the user's documentation. Our General Terms of Use for Downloads are valid (<http://phoenixcontact.com/download>)

Header, Nominal current: 12 A, Rated voltage (III/2): 320 V, Number of positions: 8, Pitch: 5.08 mm, Color: black, Contact surface: Tin, Mounting: SMD/THT/THR, User information and design recommendations for through hole reflow technology can be found under "Downloads"



The figure shows a 10-position version of the product

Product Features

- Standard pin length of 2.6 mm, other pin lengths available on request
- Plug-in direction vertical to the PCB
- Delivery form: box packaging, in bulk for small series
- Use in SMT reflow processes



Key Commercial Data

Packing unit	1 pc
Minimum order quantity	50 pc
Weight per Piece (excluding packing)	4.73 g
Custom tariff number	85366990
Country of origin	Germany

Technical data

Dimensions

Length	8.6 mm
Pitch	5.08 mm
Dimension a	35.56 mm
Width	50.8 mm
Constructional height	12 mm
Height	14.6 mm
Length of the solder pin	2.6 mm
Pin dimensions	1 x 1 mm

Printed-circuit board connector - CCV 2,5/ 8-GF-5,08 P26THR - 1955691

Technical data

Dimensions

Hole diameter	1.6 mm
---------------	--------

General

Range of articles	CCV 2,5/...-GF
Insulating material group	IIIa
Rated surge voltage (III/3)	4 kV
Rated surge voltage (III/2)	4 kV
Rated surge voltage (II/2)	4 kV
Rated voltage (III/3)	250 V
Rated voltage (III/2)	320 V
Rated voltage (II/2)	400 V
Connection in acc. with standard	EN-VDE
Nominal current I_N	12 A
Maximum load current	12 A (per position)
Insulating material	LCP
Flammability rating according to UL 94	V0
Color	black
Number of positions	8

Standards and Regulations

Connection in acc. with standard	EN-VDE
	CUL
Flammability rating according to UL 94	V0

Classifications

eCl@ss

eCl@ss 4.0	272607xx
eCl@ss 4.1	27260701
eCl@ss 5.0	27260701
eCl@ss 5.1	27260701
eCl@ss 6.0	27260704
eCl@ss 7.0	27440402
eCl@ss 8.0	27440402

ETIM

ETIM 3.0	EC001121
ETIM 4.0	EC002637

Printed-circuit board connector - CCV 2,5/ 8-GF-5,08 P26THR - 1955691

Classifications

ETIM

ETIM 5.0	EC002637
----------	----------

UNSPSC

UNSPSC 6.01	30211810
UNSPSC 7.0901	39121409
UNSPSC 11	39121409
UNSPSC 12.01	39121409
UNSPSC 13.2	39121409

Approvals

Approvals

Approvals


EAC / VDE Gutachten mit Fertigungsüberwachung / IECEE CB Scheme / cULus Recognized


Ex Approvals

Approvals submitted

Approval details

EAC

VDE Gutachten mit Fertigungsüberwachung 	
Nominal current I _N	12 A
Nominal voltage U _N	400 V

IECEE CB Scheme 

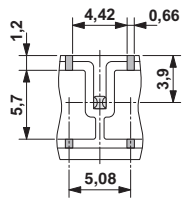
Printed-circuit board connector - CCV 2,5/ 8-GF-5,08 P26THR - 1955691

Approvals

cULus Recognized		
	B	D
Nominal current I _N	10 A	10 A
Nominal voltage U _N	300 V	300 V

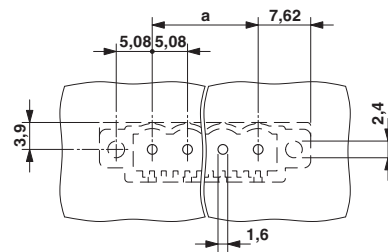
Drawings

Dimensional drawing

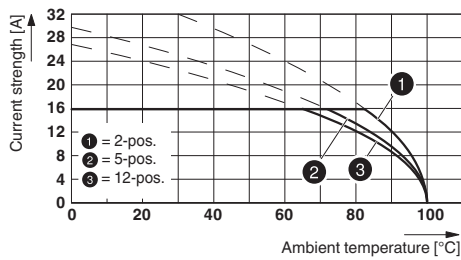


Bottom view, free space for solder paste, 0.55 mm deep

Drilling diagram



Diagram



Derating curve for: MSTB 2,5 HC/..-STF-5,08 with CCV 2,5/..-GF-5,08 P26THR

Dimensional drawing

