

## Type 2 surge protection base element - VAL-MS-T1/T2 BE/O - 2905650

Please be informed that the data shown in this PDF Document is generated from our Online Catalog. Please find the complete data in the user's documentation. Our General Terms of Use for Downloads are valid (<http://phoenixcontact.com/download>)




Base element for type 1/2 arresters from the VALVETRAB MS T1/T2 product range. Version: 1-channel

### Why buy this product

- Plug-in direction parallel to the conductor axis
- Versions with and without floating remote indication contact
- Rack-mount 2U panel applications
- Accepts Type 1 and Type 2 VAL-MS plugs.
- Coding when protective plug is inserted for the first time
- DIN rail mounting



### Key Commercial Data

Packing unit	1 STK
GTIN	 4 046356 983006
GTIN	4046356983006
Weight per Piece (excluding packing)	145.830 g
Custom tariff number	85363030
Country of origin	United States

### Technical data

#### Dimensions

Height	77.1 mm
Width	17.6 mm
Depth	89.2 mm

#### Ambient conditions

## Type 2 surge protection base element - VAL-MS-T1/T2 BE/O - 2905650

### Technical data

#### Ambient conditions

Degree of protection	IP20
	IP20
Ambient temperature (operation)	-40 °C ... 80 °C
Altitude	max. 2000 m
Permissible humidity (operation)	5 % ... 95 %
Shock (operation)	25g
Vibration (operation)	5g

#### General

IEC test classification	I / II
	T1 / T2
EN type	T1 / T2
Mounting type	DIN rail: 35 mm
Color	black
Housing material	PBT
Degree of pollution	2
Flammability rating according to UL 94	V0
Type	DIN rail module, two-section, divisible
Number of positions	1

#### Additional descriptions

Note	For installation into a touch protected cabinet. For applications with $U_C > 500$ V distances at the side and distances at the connection area must be minimum of 5 mm between different active parts including earthed parts.
------	---

#### Protective circuit

Nominal frequency $f_N$	50 Hz (60 Hz)
Maximum continuous voltage $U_C$	600 V AC
Rated load current $I_L$	80 A (with serial 16mm <sup>2</sup> through wiring)
	80 A (with serial 16mm <sup>2</sup> through wiring)
Short-circuit current rating $I_{SCCR}$	25 kA
Max. backup fuse with V-type through wiring	80 A AC (gL/gG)
Max. backup fuse with branch wiring	160 A (gL/gG)

#### Connection data

Connection method	Biconnect terminal blocks
Screw thread	M5
Tightening torque	4.5 Nm
	30 lb <sub>F</sub> -in. (UL)
Stripping length	16 mm

# Type 2 surge protection base element - VAL-MS-T1/T2 BE/O - 2905650

## Technical data

### Connection data

Conductor cross section flexible min.	1.5 mm <sup>2</sup>
Conductor cross section flexible max.	25 mm <sup>2</sup>
Conductor cross section solid min.	1.5 mm <sup>2</sup>
Conductor cross section solid max.	35 mm <sup>2</sup>
Conductor cross section AWG	15 ... 2 (IEC)
	10 ... 2 (UL)

### UL specifications

SPD Type	4 (for Type 2 applications)
----------	-----------------------------

### Standards and Regulations

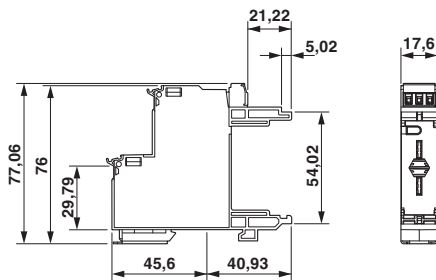
Standards/regulations	IEC 61643-1 2005
	EN 61643-11/A11 2007

### Environmental Product Compliance

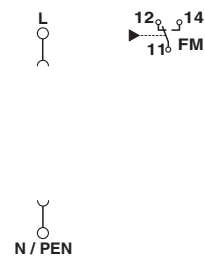
China RoHS	Environmentally Friendly Use Period = 50
	For details about hazardous substances go to tab "Downloads", Category "Manufacturer's declaration"

## Drawings

Dimensional drawing



Circuit diagram



FM version shown

FM version shown

## Classifications

eCl@ss

eCl@ss 5.1	27130801
eCl@ss 6.0	27130802
eCl@ss 8.0	27130803
eCl@ss 9.0	27130803

# Type 2 surge protection base element - VAL-MS-T1/T2 BE/O - 2905650

## Classifications

### ETIM

ETIM 5.0	EC000472
ETIM 6.0	EC000472

### UNSPSC

UNSPSC 13.2	39121620
-------------	----------

## Approvals

### Approvals

#### Approvals

UL Recognized / cUL Recognized / cULus Recognized

#### Ex Approvals

## Approval details

UL Recognized		<a href="http://database.ul.com/cgi-bin/XYVV/template/LISEXT/1FRAME/index.htm">http://database.ul.com/cgi-bin/XYVV/template/LISEXT/1FRAME/index.htm</a>	FILE E 330181
---------------	--	---	---------------

cUL Recognized		<a href="http://database.ul.com/cgi-bin/XYVV/template/LISEXT/1FRAME/index.htm">http://database.ul.com/cgi-bin/XYVV/template/LISEXT/1FRAME/index.htm</a>	FILE E 330181
----------------	--	---	---------------

cULus Recognized		<a href="http://database.ul.com/cgi-bin/XYVV/template/LISEXT/1FRAME/index.htm">http://database.ul.com/cgi-bin/XYVV/template/LISEXT/1FRAME/index.htm</a>	
------------------	--	---	--

## Accessories

### Accessories

#### Bridge

## Type 2 surge protection base element - VAL-MS-T1/T2 BE/O - 2905650

### Accessories

Wiring bridge - MPB 18/1- 2 - 2809209



Wiring bridge for modules with connecting pitch 17.5 mm, 1-phase, 2-pos.

---

Wiring bridge - MPB 18/1- 3 - 2809212



Wiring bridge for modules with connecting pitch 17.5 mm, 1-phase, 3-pos.

---

Wiring bridge - MPB 18/1- 4 - 2809225



Wiring bridge for modules with connecting pitch 17.5 mm, 1-phase, 4-pos.

---

Wiring bridge - MPB 18/1- 6 - 2748564



Wiring bridge for modules with connecting pitch 17.5 mm, 1-phase, 6-pos.

---

Wiring bridge - MPB 18/1- 7 BU - 2856278



Wiring bridge for modules with connecting pitch 17.5 mm, 1-phase, 7-pos., color: Blue

---

## Type 2 surge protection base element - VAL-MS-T1/T2 BE/O - 2905650

### Accessories

Wiring bridge - MPB 18/1- 8 BU - 2858470



Wiring bridge for modules with connecting pitch 17.5 mm, 1-phase, 8-pos., color: Blue

---

Wiring bridge - MPB 18/1- 8 - 2748577



Wiring bridge for modules with connecting pitch 17.5 mm, 1-phase, 8-pos.

---

Wiring bridge - MPB 18/1- 9 - 2748580



Wiring bridge for modules with connecting pitch 17.5 mm, 1-phase, 9-pos.

---

Wiring bridge - MPB 18/1-12 - 2748593



Wiring bridge for modules with connecting pitch 17.5 mm, 1-phase, 12-pos.

---

Wiring bridge - MPB 18/1-57 - 2809238



Wiring bridge for modules with connecting pitch 17.5 mm, 1-phase, 57-pos.

---

## Type 2 surge protection base element - VAL-MS-T1/T2 BE/O - 2905650

### Accessories

Wiring bridge - MPB 18/3- 6 - 2809241



Wiring bridge for modules with connecting pitch 17.5 mm, 3-phase, 6-pos.

---

Wiring bridge - MPB 18/3- 9 - 2809254



Wiring bridge for modules with connecting pitch 17.5 mm, 3-phase, 9-pos.

---

Wiring bridge - MPB 18/4- 8 - 2809283



Wiring bridge for modules with connecting pitch 17.5 mm, 4-phase, 8-pos.

---

Wiring bridge - MPB 18/4-12 - 2809296



Wiring bridge for modules with connecting pitch 17.5 mm, 4-phase, 12-pos.

---

Wiring bridge - MPB F200X16/ 1GS - 2818339



Wiring bridge flexible, diameter 16 mm<sup>2</sup>, with a fork-type cable lug on one side, length: 200 mm

---

## Type 2 surge protection base element - VAL-MS-T1/T2 BE/O - 2905650

### Accessories

Wiring bridge - MPB F400X16/ 1GS - 2818342



Wiring bridge flexible, diameter 16 mm<sup>2</sup>, with a fork-type cable lug on one side, length: 400 mm

---

Wiring bridge - MPB F600X16/ 1GS - 2818355



Wiring bridge flexible, diameter: 16 mm<sup>2</sup>, with a fork-type cable lug on one side, length: 600 mm

---

Wiring bridge - MPB F600X16/ 1GS - 2818355



Wiring bridge flexible, diameter: 16 mm<sup>2</sup>, with a fork-type cable lug on one side, length: 600 mm

---

Wiring bridge - MPB F400X16/ 1GS - 2818342



Wiring bridge flexible, diameter 16 mm<sup>2</sup>, with a fork-type cable lug on one side, length: 400 mm

---

Wiring bridge - MPB F200X16/ 1GS - 2818339



Wiring bridge flexible, diameter 16 mm<sup>2</sup>, with a fork-type cable lug on one side, length: 200 mm

---

## Type 2 surge protection base element - VAL-MS-T1/T2 BE/O - 2905650

### Accessories

Wiring bridge - MPB 18/1-10/1.0.0 - 2830443



Wiring bridge for modules with connecting pitch 17.5 mm, 1-phase, 10 pitches with contact sequence 1-0-0

---

Wiring bridge - MPB 18/1-20/1.2.5 - 2830168



Wiring bridge for modules with connecting pitch 17.5 mm, 1-phase, 20 pitches with contact sequence 1-2-0-0-5

---

Wiring bridge - MPB 18/4-12 - 2809296



Wiring bridge for modules with connecting pitch 17.5 mm, 4-phase, 12-pos.

---

Wiring bridge - MPB 18/4- 8 - 2809283



Wiring bridge for modules with connecting pitch 17.5 mm, 4-phase, 8-pos.

---

Wiring bridge - MPB 18/3- 6 - 2809241



Wiring bridge for modules with connecting pitch 17.5 mm, 3-phase, 6-pos.

---

## Type 2 surge protection base element - VAL-MS-T1/T2 BE/O - 2905650

### Accessories

Wiring bridge - MPB 18/1-57 - 2809238



Wiring bridge for modules with connecting pitch 17.5 mm, 1-phase, 57-pos.

---

Wiring bridge - MPB 18/1-12 - 2748593



Wiring bridge for modules with connecting pitch 17.5 mm, 1-phase, 12-pos.

---

Wiring bridge - MPB 18/1-9 - 2748580



Wiring bridge for modules with connecting pitch 17.5 mm, 1-phase, 9-pos.

---

Wiring bridge - MPB 18/1-8 - 2748577



Wiring bridge for modules with connecting pitch 17.5 mm, 1-phase, 8-pos.

---

Wiring bridge - MPB 18/1-6 - 2748564



Wiring bridge for modules with connecting pitch 17.5 mm, 1-phase, 6-pos.

---

## Type 2 surge protection base element - VAL-MS-T1/T2 BE/O - 2905650

### Accessories

Wiring bridge - MPB 18/1- 4 - 2809225



Wiring bridge for modules with connecting pitch 17.5 mm, 1-phase, 4-pos.

---

Wiring bridge - MPB 18/1- 3 - 2809212



Wiring bridge for modules with connecting pitch 17.5 mm, 1-phase, 3-pos.

---

Wiring bridge - MPB 18/1- 2 - 2809209



Wiring bridge for modules with connecting pitch 17.5 mm, 1-phase, 2-pos.

---

### Device marking

Zack marker strip - ZBN 18:UNBEDRUCKT - 2809128



Zack marker strip, Strip, white, unlabeled, can be labeled with: CMS-P1-PLOTTER, PLOTMARK, mounting type: snap into tall marker groove, for terminal block width: 18 mm, lettering field size: 18 x 5 mm

---

### Feed-through terminal block

Feed-through terminal block - DK-BIC-35 - 2749880



Feed-through terminal block for VAL and FLT applications

## Type 2 surge protection base element - VAL-MS-T1/T2 BE/O - 2905650

### Accessories

---

#### Labeled device marker

Marker for terminal blocks - ZBN 18,LGS:ERDE - 2749589



Marker for terminal blocks, Strip, white, labeled, Horizontal: Grounding symbol, mounting type: snap into tall marker groove, for terminal block width: 18 mm, lettering field size: 18 x 5 mm

---

Marker for terminal blocks - ZBN 18,LGS:L1-N,ERDE - 2749576



Marker for terminal blocks, Strip, white, labeled, Horizontal: L1, L2, L3, N, GND, mounting type: snap into tall marker groove, for terminal block width: 18 mm, lettering field size: 18 x 5 mm

---

#### Marker pen

Marker pen - B-STIFT - 1051993



Marker pen, for manual labeling of unprinted Zack strips, smear-proof and waterproof, line thickness 0.5 mm

---