

## Upper part of housing - ME 45 OT-MSTBO GN - 2909743

Please be informed that the data shown in this PDF Document is generated from our Online Catalog. Please find the complete data in the user's documentation. Our General Terms of Use for Downloads are valid (<http://phoenixcontact.com/download>)


DIN rail housing, Upper housing part for connectors with header, width: 45.2 mm, color: green (6021)



### Your advantages

- Item is from the ME product range
- Tool-free mounting
- Available in overall widths from 12.5 mm to 90 mm, modular extension is possible
- Inflammability class V0 according to UL 94
- Variety of connection technologies
- Can be mounted on the DIN rail
- Optional bus connector that is either integrated or mounted on the DIN rail

### Key Commercial Data

Packing unit	1 pc
Minimum order quantity	10 pc
GTIN	 4 017918 164232
GTIN	4017918164232
Weight per Piece (excluding packing)	26.140 g
Custom tariff number	85472000
Country of origin	Germany

### Technical data

#### Item properties

Brief article description	Upper part of housing
Type	ME 45 OT-MSTBO GN

# Upper part of housing - ME 45 OT-MSTBO GN - 2909743

## Technical data

### Item properties

Order No.	2909743
Housing type	DIN rail housing
Type	Upper housing part for connectors with header
Max. IP code to attain	IP20
Mounting type	Latching with lower housing part
Connection levels	2 (Both sides)
Max. number of positions	40 (pitch: 3.5 mm)
	32 (pitch: 5 mm)
	24 (pitch: 7.25 mm)

### Dimensions

Width [ w ]	45.2 mm
Height [ h ]	99 mm
Depth [ d ]	45.85 mm
Depth from base support surface [d]	38.5 mm

### Material data

Color (RAL)	green (6021)
Flammability rating according to UL 94	V0
Housing material	Polyamide

### Ambient conditions

Ambient temperature (storage/transport)	-40 °C ... 55 °C
Ambient temperature (assembly)	-5 °C ... 100 °C
Ambient temperature (operation)	-40 °C ... 105 °C (depending on power dissipation)
Relative humidity (storage/transport)	80 %

### PCB data

Number of PCB holders	2
PCB thickness	1.4 mm ... 1.8 mm
Mounting position	Vertical (horizontal DIN rail)
Type of PCB mount	Latching

### General information

Type of note	Assembly instruction:
Note	Refer to the data sheet for the range in the download area.
Type of note	Recommendation
Note	Material of contact pads for bus connector, galvanic gold (hard gold)

### Packaging information

Type of packaging	packed in cardboard
-------------------	---------------------

## Upper part of housing - ME 45 OT-MSTBO GN - 2909743

### Technical data

#### Packaging information

Pieces per package	10
Denomination packing units	Pcs.
Outer packaging type	Carton

#### Standards and regulations

Flammability rating according to UL 94	V0
--	----

#### Environmental Product Compliance

China RoHS	Environmentally friendly use period: unlimited = EFUP-e
	No hazardous substances above threshold values

### Classifications

#### eCl@ss

eCl@ss 4.0	27180401
eCl@ss 4.1	27180401
eCl@ss 5.0	27180506
eCl@ss 5.1	27180500
eCl@ss 6.0	27180800
eCl@ss 7.0	27182702
eCl@ss 8.0	27182702
eCl@ss 9.0	27182702

#### ETIM

ETIM 2.0	EC001031
ETIM 3.0	EC001031
ETIM 4.0	EC001031
ETIM 5.0	EC001031
ETIM 6.0	EC001031
ETIM 7.0	EC001031

#### UNSPSC

UNSPSC 6.01	31261501
UNSPSC 7.0901	31261501
UNSPSC 11	31261501
UNSPSC 12.01	31261501
UNSPSC 13.2	31261501

# Upper part of housing - ME 45 OT-MSTBO GN - 2909743

## Approvals

### Approvals

---

#### Approvals

UL Recognized / EAC

---

#### Ex Approvals

---

### Approval details

UL Recognized		<a href="http://database.ul.com/cgi-bin/XYV/template/LISEXT/1FRAME/index.htm">http://database.ul.com/cgi-bin/XYV/template/LISEXT/1FRAME/index.htm</a>	FILE E 240868
---------------	---	---	---------------

EAC			B.01742
-----	--	--	---------

## Accessories

### Accessories

#### Fiber optic

Fiber optic - HS LC-H-D3/ R1XC1 - 2202313



Light guides, passive, rigid, can be used for the ME, ME-MAX, ME-IO, ME PLC, and EH housing ranges (housing must be processed)

Fiber optic - HS LC-H-5X2/ R1XC1 - 2202314



Light guides, passive, rigid, can be used for the ME, ME-MAX, ME-IO, ME PLC, and EH housing ranges (housing must be processed)

## Upper part of housing - ME 45 OT-MSTBO GN - 2909743

### Accessories

Fiber optic - HS LC-H-D3/ R2XC1-5,08 - 2202315



Light guides, passive, rigid, can be used for the ME, ME-MAX, ME-IO, ME PLC, and EH housing ranges (housing must be processed)

---

Fiber optic - HS LC-H-D2/ R2XC1-2,54 - 2202316



Light guides, passive, rigid, can be used for the ME, ME-MAX, ME-IO, ME PLC, and EH housing ranges (housing must be processed)

---

Fiber optic - HS LC-H-D2/ R2XC2-2,54 - 2202317



Light guides, passive, rigid, can be used for the ME, ME-MAX, ME-IO, ME PLC, and EH housing ranges (housing must be processed)

---

Fiber optic - HS LC-H-D2/ R2XC5-2,54 - 2202318



Light guides, passive, rigid, can be used for the ME, ME-MAX, ME-IO, ME PLC, and EH housing ranges (housing must be processed)

---

Fiber optic - HS LC-H-D2/ R2XC10-2,54 - 2202319



Light guides, passive, rigid, can be used for the ME, ME-MAX, ME-IO, ME PLC, and EH housing ranges (housing must be processed)

---

## Upper part of housing - ME 45 OT-MSTBO GN - 2909743

### Accessories

Fiber optic - HS LC-H-D2/ R4XC2-2,54 - 2202320



Light guides, passive, rigid, can be used for the ME, ME-MAX, ME-IO, ME PLC, and EH housing ranges (housing must be processed)

---

Fiber optic - HS LC-H-D2/ R4XC5-2,54 - 2202321



Light guides, passive, rigid, can be used for the ME, ME-MAX, ME-IO, ME PLC, and EH housing ranges (housing must be processed)

---

Fiber optic - HS LC-H-D2/ R4XC9-2,54 - 2202322



Light guides, passive, rigid, can be used for the ME, ME-MAX, ME-IO, ME PLC, and EH housing ranges (housing must be processed)

---

Fiber optic - HS LC-H-D2/ R4XC10-2,54 - 2202323



Light guides, passive, rigid, can be used for the ME, ME-MAX, ME-IO, ME PLC, and EH housing ranges (housing must be processed)

---

Fiber optic - HS LC-H-D2C/ R2XC1-2,54 - 1036658



Light guides, passive, rigid, can be used for the ME, ME-MAX, ME-IO, ME PLC, and EH housing ranges (housing must be processed)

---

## Upper part of housing - ME 45 OT-MSTBO GN - 2909743

### Accessories

Fiber optic - HS LC-H-D2C/ R2XC2-2,54 - 1043044



Light guides, passive, rigid, can be used for the ME, ME-MAX, ME-IO, ME PLC, and EH housing ranges (housing must be processed)

---

Fiber optic - HS LC-H-D2C/ R2XC5-2,54 - 1071310



Light guides, passive, rigid, can be used for the ME, ME-MAX, ME-IO, ME PLC, and EH housing ranges (housing must be processed)

---

Fiber optic - HS LC-H-D2C/ R2XC10-2,54 - 1071314



Light guides, passive, rigid, can be used for the ME, ME-MAX, ME-IO, ME PLC, and EH housing ranges (housing must be processed)

---

Fiber optic - HS LC-H-D2C/ R4XC2-2,54 - 1071316



Light guides, passive, rigid, can be used for the ME, ME-MAX, ME-IO, ME PLC, and EH housing ranges (housing must be processed)

---

Fiber optic - HS LC-H-D2C/ R4XC5-2,54 - 1071318

Light guides, passive, rigid, can be used for the ME, ME-MAX, ME-IO, ME PLC, and EH housing ranges (housing must be processed)

---

## Upper part of housing - ME 45 OT-MSTBO GN - 2909743

### Accessories

Fiber optic - HS LC-H-D2C/ R4XC9-2,54 - 1071321



Light guides, passive, rigid, can be used for the ME, ME-MAX, ME-IO, ME PLC, and EH housing ranges (housing must be processed)

---

Fiber optic - HS LC-H-D2C/ R4XC10-2,54 - 1071329



Light guides, passive, rigid, can be used for the ME, ME-MAX, ME-IO, ME PLC, and EH housing ranges (housing must be processed)

---

### Filler plug

Filler plugs - ME B-22,5 MSTBO GN - 2907156



Filler plugs, for unoccupied terminal points

---

### Mounting material

Shield connection clamp - ME-SAS - 2853899



Shield connection clamp for printed circuit terminal block

---

Shield connection clamp - ME-SAS MINI - 2200456



Shield connection clamp for printed circuit terminal block

## Upper part of housing - ME 45 OT-MSTBO GN - 2909743

### Accessories

---

#### Necessary add-on products

Feed-through header - MCO 1,5/ 5-G1L-3,5 KMGY - 2278380



PCB headers, number of positions: 5, pitch: 3.5 mm, color: light gray, Article with lateral pin exit

---

Feed-through header - MCO 1,5/ 5-G1R-3,5 KMGY - 2278351



PCB headers, number of positions: 5, pitch: 3.5 mm, color: light gray, Article with lateral pin exit

---

Printed-circuit board connector - MC 1,5/ 5-ST-3,5 GY7035 - 1769087



PCB connector, nominal current: 8 A, number of positions: 5, pitch: 3.5 mm, connection method: Screw connection with tension sleeve, color: light gray, contact surface: Tin

---

Printed-circuit board connector - MC 1,5/ 5-ST-3,5 - 1840395



PCB connector, nominal current: 8 A, number of positions: 5, pitch: 3.5 mm, connection method: Screw connection with tension sleeve, color: green, contact surface: Tin

---

MC 1,5/ 5-ST-3,5 BU - 1072487

PCB connector, number of positions: 5, pitch: 3.5 mm, color: blue

---

## Upper part of housing - ME 45 OT-MSTBO GN - 2909743

### Accessories

Printed-circuit board connector - MC 1,5/ 5-ST-3,5 GY7031 - 1711176



PCB connector, nominal current: 8 A, number of positions: 5, pitch: 3.5 mm, connection method: Screw connection with tension sleeve, color: blue grey, contact surface: Tin

---

Printed-circuit board connector - MC 1,5/ 5-ST-3,5 BK - 1876343



PCB connector, nominal current: 8 A, number of positions: 5, pitch: 3.5 mm, connection method: Screw connection with tension sleeve, color: black, contact surface: Tin

---

Printed-circuit board connector - FMC 1,5/ 5-ST-3,5 - 1952296



PCB connector, nominal current: 8 A, number of positions: 5, pitch: 3.5 mm, connection method: Push-in spring connection, color: green, contact surface: Tin

---

Printed-circuit board connector - FMC 1,5/ 5-ST-3,5 YE - 1048844



PCB connector, nominal current: 8 A, number of positions: 5, pitch: 3.5 mm, connection method: Push-in spring connection, color: yellow, contact surface: Tin

---

Printed-circuit board connector - FMC 1,5/ 5-ST-3,5 GY AU - 1746644



PCB connector, nominal current: 8 A, number of positions: 5, pitch: 3.5 mm, connection method: Push-in spring connection, color: gray, contact surface: Gold

---

## Upper part of housing - ME 45 OT-MSTBO GN - 2909743

### Accessories

Printed-circuit board connector - FMC 1,5/ 5-ST-3,5 BK - 1705000



PCB connector, nominal current: 8 A, number of positions: 5, pitch: 3.5 mm, connection method: Push-in spring connection, color: black, contact surface: Tin

Printed-circuit board connector - FMC 1,5/ 5-ST-3,5 GY - 1729328




PCB connector, nominal current: 8 A, number of positions: 5, pitch: 3.5 mm, connection method: Push-in spring connection, color: gray, contact surface: Tin

Printed-circuit board connector - FMC 1,5/ 5-ST-3,5 GY7035 - 1773581



PCB connector, nominal current: 8 A, number of positions: 5, pitch: 3.5 mm, connection method: Push-in spring connection, color: light gray, contact surface: Tin

Printed-circuit board connector - FK-MCP 1,5/ 5-ST-3,5 - 1939947



PCB connector, nominal current: 8 A, number of positions: 5, pitch: 3.5 mm, connection method: Push-in spring connection, color: green, contact surface: Tin

Printed-circuit board connector - FK-MCP 1,5/ 5-ST-3,5 GY7035 - 1773604




PCB connector, nominal current: 8 A, number of positions: 5, pitch: 3.5 mm, connection method: Push-in spring connection, color: light gray, contact surface: Tin

## Upper part of housing - ME 45 OT-MSTBO GN - 2909743

### Accessories

Printed-circuit board connector - FK-MCP 1,5/ 5-ST-3,5 BK - 1800274



PCB connector, nominal current: 8 A, number of positions: 5, pitch: 3.5 mm, connection method: Push-in spring connection, color: black, contact surface: Tin

PCB connector - FK-MCP 1,5/ 5-ST-3,5 GY7031 - 1705329



PCB connector, nominal current: 8 A, number of positions: 5, pitch: 3.5 mm, connection method: Push-in spring connection, color: blue grey, contact surface: Tin

PCB connector - FK-MCP 1,5/ 5-ST-3,5 YE - 1096427



PCB connector, nominal current: 8 A, number of positions: 5, pitch: 3.5 mm, connection method: Push-in spring connection, color: yellow, contact surface: Tin

Feed-through header - MSTBO 2,5/ 4-G1L - 1861060



PCB headers, number of positions: 4, pitch: 5 mm, color: green, Article with lateral pin exit

Feed-through header - MSTBO 2,5/ 4-G1L THRR44 BK AU - 1077613



PCB headers, number of positions: 4, pitch: 5 mm, color: black, Article with lateral pin exit

## Upper part of housing - ME 45 OT-MSTBO GN - 2909743

### Accessories

Feed-through header - MSTBO 2,5/ 4-G1L THRR44 BK - 2697194



PCB headers, number of positions: 4, pitch: 5 mm, color: black

---

Feed-through header - MSTBO 2,5/ 4-G1L THR BK - 2709749



PCB headers, Article with lateral pin exit

---

Feed-through header - MSTBO 2,5/ 4-G1L KMGY AU - 1077607



PCB headers, number of positions: 4, pitch: 5 mm, color: light gray

---

Feed-through header - MSTBO 2,5/ 4-G1L KMGY - 2907774



PCB headers, number of positions: 4, pitch: 5 mm, color: light gray

---

Feed-through header - MSTBO 2,5/ 4-G1L OG - 2200383



PCB headers, color: orange, Article with lateral pin exit

---

## Upper part of housing - ME 45 OT-MSTBO GN - 2909743

### Accessories

Feed-through header - MSTBO 2,5/ 4-G1R - 1861073



PCB headers, number of positions: 4, pitch: 5 mm, color: green, Article with lateral pin exit

---

Feed-through header - MSTBO 2,5/ 4-G1R THR BK - 2709752



PCB headers, pitch: 5 mm, Article with lateral pin exit

---

Feed-through header - MSTBO 2,5/ 4-G1R THRR44 BK AU - 1077614



PCB headers, number of positions: 4, pitch: 5 mm, color: black, Article with lateral pin exit

---

Feed-through header - MSTBO 2,5/ 4-G1R THRR44 BK - 2697204



PCB headers, number of positions: 4, pitch: 5 mm, color: black, Article with lateral pin exit

---

Feed-through header - MSTBO 2,5/ 4-G1R KMGY AU - 1077608



PCB headers, number of positions: 4, pitch: 5 mm, color: light gray, Article with lateral pin exit

---

## Upper part of housing - ME 45 OT-MSTBO GN - 2909743

### Accessories

Feed-through header - MSTBO 2,5/ 4-G1R KMGY - 2907787



PCB headers, number of positions: 4, pitch: 5 mm, color: light gray, Article with lateral pin exit

---

Feed-through header - MSTBO 2,5/ 4-G1R OG - 2200384



PCB headers, pitch: 5 mm, color: orange, Article with lateral pin exit

---

Feed-through header - MSTBO 2,5/ 4-G1PL GY7035 - 2200325



PCB headers, number of positions: 4, pitch: 5 mm, color: light gray, Article with lateral pin exit

---

Printed-circuit board connector - MSTBO 2,5/ 4-G1PL BK - 2200485



PCB headers, number of positions: 4, pitch: 5 mm, color: black, Article with lateral pin exit

---

Printed-circuit board connector - MSTBO 2,5/ 4-G1PL BUGY - 2200551

PCB headers, number of positions: 4, pitch: 5 mm, color: blue grey, Article with lateral pin exit

---

## Upper part of housing - ME 45 OT-MSTBO GN - 2909743

### Accessories

Printed-circuit board connector - MSTBO 2,5/ 4-G1PR BK - 2200486



PCB headers, number of positions: 4, pitch: 5 mm, color: black, Article with lateral pin exit

---

Feed-through header - MSTBO 2,5/ 4-G1PR GY7035 - 2200326



PCB headers, number of positions: 4, pitch: 5 mm, color: light gray, Article with lateral pin exit

---

Feed-through header - MSTBO 2,5/ 4-G1PR BUGY - 2200552

PCB headers, number of positions: 4, pitch: 5 mm, color: blue grey, Article with lateral pin exit

---

Printed-circuit board connector - PSPT 2,5/ 4-ST KMGY - 2202344



PCB connector, number of positions: 4, pitch: 5 mm, color: light gray

---

Printed-circuit board connector - PSPT 2,5/ 4-ST BU - 1036975

PCB connector, number of positions: 4

---

Printed-circuit board connector - PSPT 2,5/ 4-ST GY - 1036976

PCB connector, number of positions: 4

---

## Upper part of housing - ME 45 OT-MSTBO GN - 2909743

### Accessories

Printed-circuit board connector - PSPT 2,5/ 4-ST BK - 2202757



PCB connector, number of positions: 4, pitch: 5 mm, color: black

---

Printed-circuit board connector - MSTBT 2,5 HC/ 4-STP BK - 2200482



PCB connector, number of positions: 4, pitch: 5 mm, color: black

---

Printed-circuit board connector - MSTBT 2,5 HC/ 4-STP GY7035 - 2200332



PCB connector, number of positions: 4, pitch: 5 mm, color: light gray

---

Printed-circuit board connector - MSTBT 2,5 HC/ 4-STP BU - 1009166

Printed-circuit board connector - MSTBT 2,5 HC/ 4-STP BUGY - 2201085

PCB connector

---

Feed-through header - GMSTBO 2,5 HV/ 3-GL-7,25 THR - 2199663



PCB headers, number of positions: 3, pitch: 7.25 mm

---

## Upper part of housing - ME 45 OT-MSTBO GN - 2909743

### Accessories

Feed-through header - GMSTBO 2,5 HV/3-GL-7,25 THRR44 - 2200263



PCB headers, number of positions: 3

---

Feed-through header - GMSTBO 2,5 HV/ 3-GR-7,25 THR - 2199566



PCB headers, number of positions: 3, pitch: 7.25 mm

---

Feed-through header - GMSTBO 2,5 HV/3-GR-7,25 THRR44 - 2200262



PCB headers, number of positions: 3

---

Printed-circuit board connector - GMSTBT 2,5 HV/3-ST-7,25 GY7035 - 2199553



PCB connector, number of positions: 3, pitch: 7.25 mm, color: light gray

---

Printed-circuit board connector - GMSTBT 2,5 HV/3-ST-7,25 YE - 1080380

PCB connector, number of positions: 3

---

Printed-circuit board connector - GMSTBT 2,5 HV/3-ST-7,25 BUGY - 2201084

PCB connector, number of positions: 3

---

## Upper part of housing - ME 45 OT-MSTBO GN - 2909743

### Accessories

Printed-circuit board connector - GMSTBT 2,5 HV/3-ST-7,25 BK - 2202104

PCB connector, number of positions: 3

---

Mounting base housing - ME 45 UTG/FE GN - 2909387



DIN rail housing, Tall design, without vents, width: 45.2 mm, cross connection: without bus connector, color: green (6021), number of positions cross connector: not relevant

---

Mounting base housing - ME 45 UT/FE BUS/10+2 GN - 2735580



DIN rail housing, Tall design, with vents, width: 45.2 mm, cross connection: integrated bus connector, color: green (6021), number of positions cross connector: 10+2

---

Mounting base housing - ME 45 UT/FE GN - 2909358



DIN rail housing, Tall design, with vents, width: 45.2 mm, cross connection: without bus connector, color: green (6021)

---

Mounting base housing - ME 45 UT GN - 2909361



DIN rail housing, Tall design, with vents, width: 45.2 mm, cross connection: without bus connector, color: green (6021), number of positions cross connector: not relevant

---

## Upper part of housing - ME 45 OT-MSTBO GN - 2909743

### Accessories

#### Mounting base housing - ME 45 UT/FE BUS/ 5+2 GN - 2735577



DIN rail housing, Tall design, with vents, width: 45.2 mm, cross connection: integrated bus connector, color: green (6021), number of positions cross connector: 5+2

---

#### Mounting base housing - ME 45 UTG TBUS GN - 2713023



DIN rail housing, Tall design, without vents, width: 45.2 mm, cross connection: DIN rail bus connector, color: green (6021), number of positions cross connector: 5

---

#### Mounting base housing - ME 45 UT TBUS GN - 2713010



DIN rail housing, Tall design, with vents, width: 45.2 mm, cross connection: DIN rail bus connector, color: green (6021), number of positions cross connector: 5

---

#### Mounting base housing - ME 45 UT/FE BUS/10 GN - 2713065



DIN rail housing, Tall design, with vents, width: 45.2 mm, cross connection: integrated bus connector, color: green (6021), number of positions cross connector: 10

---

#### Mounting base housing - ME 45 UT BUS/10 GN - 2853682



DIN rail housing, Tall design, with vents, width: 45.2 mm, cross connection: integrated bus connector, color: green (6021), number of positions cross connector: 10

---

## Upper part of housing - ME 45 OT-MSTBO GN - 2909743

### Accessories

Mounting base housing - ME 45 UTG GN - 2909374



DIN rail housing, Tall design, without vents, width: 45.2 mm, cross connection: without bus connector, color: green (6021), number of positions cross connector: not relevant

---

Mounting base housing - ME 45 UT BUS/5 GN - 2853679



DIN rail housing, Tall design, with vents, width: 45.2 mm, cross connection: integrated bus connector, color: green (6021), number of positions cross connector: 5

---

Mounting base housing - ME 45 UT/FE BUS/ 5 GN - 2709765



DIN rail housing, Tall design, with vents, width: 45.2 mm, cross connection: integrated bus connector, color: green (6021), number of positions cross connector: 5

---

Mounting base housing - ME 45 UT GN S46 - 2697495



Lower part of housing, fully assembled, with metal foot catch.

---

Mounting base housing - ME 45 UTG/FE1 GN - 2279460



DIN rail housing, Tall design, without vents, width: 45.2 mm, cross connection: without bus connector, color: green (6021)

---

## Upper part of housing - ME 45 OT-MSTBO GN - 2909743

### Accessories

Mounting base housing - ME 45 UT/FE1 BUS/10+2 GN - 2707440



DIN rail housing, Lower part, with vents, width: 45 mm, cross connection: integrated bus connector, number of positions cross connector: 10+2