

Connector housing - CP-H 2,5-4L-Z - 3012314

Please be informed that the data shown in this PDF Document is generated from our Online Catalog. Please find the complete data in the user's documentation. Our General Terms of Use for Downloads are valid (<http://phoenixcontact.com/download>)



Connector housing, with securing pins, length: 31.6 mm, width: 5.2 mm, height: 31.7 mm, number of positions: 4, color: gray

Your advantages

- Can be labeled at each terminal point
- Four feed-through levels
- Design width of just 5.2 mm

COMPLIANT

Key Commercial Data

Packing unit	1 pc
Minimum order quantity	50 pc
GTIN	 4 046356 645928
GTIN	4046356645928
Custom tariff number	85472000
Country of origin	Poland

Technical data

General

Number of positions	4
Color	gray
Insulating material	PA
Flammability rating according to UL 94	V0
Relative insulation material temperature index (Elec., UL 746 B)	130 °C
Temperature index of insulation material (DIN EN 60216-1 (VDE 0304-21))	130 °C
Static insulating material application in cold	-60 °C

Connector housing - CP-H 2,5-4L-Z - 3012314

Technical data

General

Surface flammability NFPA 130 (ASTM E 162)	passed
Specific optical density of smoke NFPA 130 (ASTM E 662)	passed
Smoke gas toxicity NFPA 130 (SMP 800C)	passed
Calorimetric heat release NFPA 130 (ASTM E 1354)	28 MJ/kg
Fire protection for rail vehicles (DIN EN 45545-2) R22	HL 1 - HL 3
Fire protection for rail vehicles (DIN EN 45545-2) R23	HL 1 - HL 3
Fire protection for rail vehicles (DIN EN 45545-2) R24	HL 1 - HL 3
Fire protection for rail vehicles (DIN EN 45545-2) R26	HL 1 - HL 3

Dimensions

Width	5.2 mm
Length	31.6 mm
Height	31.7 mm

Standards and Regulations

Flammability rating according to UL 94	V0
--	----

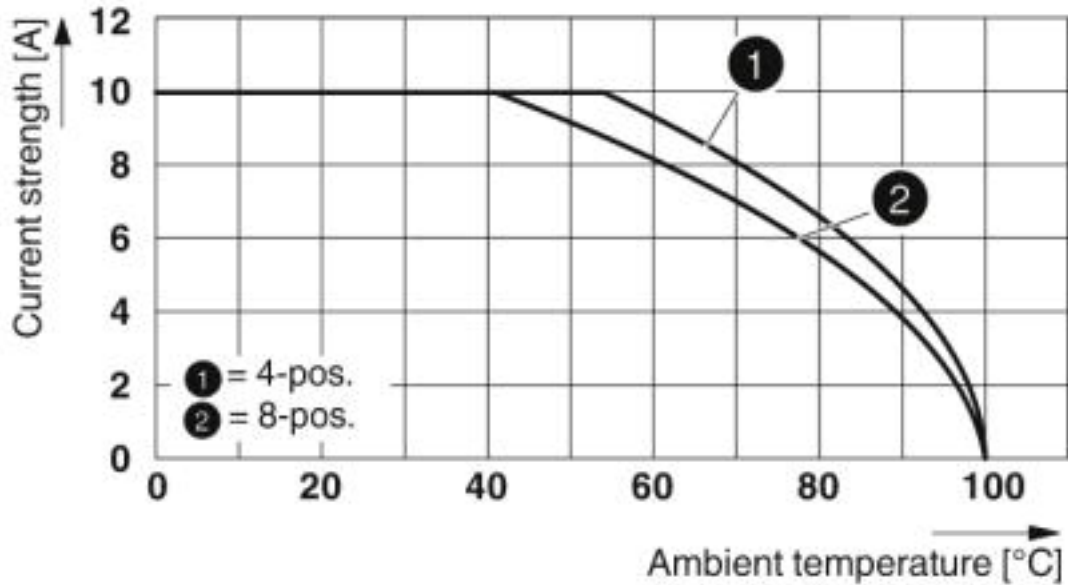
Environmental Product Compliance

China RoHS	Environmentally friendly use period: unlimited = EFUP-e
	No hazardous substances above threshold values

Drawings

Connector housing - CP-H 2,5-4L-Z - 3012314

Diagram



Classifications

eCl@ss

eCl@ss 10.0.1	27440202
eCl@ss 4.0	27141100
eCl@ss 4.1	27141100
eCl@ss 5.0	27141100
eCl@ss 5.1	27141100
eCl@ss 6.0	27141100
eCl@ss 7.0	27141190
eCl@ss 8.0	27440202
eCl@ss 9.0	27440202

ETIM

ETIM 3.0	EC000897
ETIM 4.0	EC001121
ETIM 5.0	EC000437
ETIM 6.0	EC002848
ETIM 7.0	EC002848

UNSPSC

UNSPSC 6.01	30211802
UNSPSC 7.0901	39121402

Connector housing - CP-H 2,5-4L-Z - 3012314

Classifications

UNSPSC

UNSPSC 11	39121402
UNSPSC 12.01	39121402
UNSPSC 13.2	39121410
UNSPSC 18.0	31261501
UNSPSC 19.0	31261501
UNSPSC 20.0	31261501
UNSPSC 21.0	31261501

Approvals

Approvals


Approvals


BV / IECCE CB Scheme / VDE Gutachten mit Fertigungsüberwachung / EAC

Ex Approvals

Approval details

BV		http://www.veristar.com/portal/veristarinfo/generalinfo/approved/approvedProducts/equipmentAndMaterials	13403/D0 BV
----	---	---	-------------

IECEE CB Scheme		http://www.iecee.org/	DE1-55820_M1
Nominal voltage UN	250 V		
Nominal current IN	10 A		

VDE Gutachten mit Fertigungsüberwachung		http://www2.vde.com/de/Institut/Online-Service/VDE-gepruefteProdukte/Seiten/Online-Suche.aspx	40042533
Nominal voltage UN	250 V		
Nominal current IN	10 A		

Connector housing - CP-H 2,5-4L-Z - 3012314

Approvals

mm ² /AWG/kcmil	0.5-2.5
----------------------------	---------

EAC		RU C- DE.A*30.B.01742
-----	--	--------------------------

Accessories

Accessories

Cable housing

Cable housing - PH CP-H 2,5/2 - 3012332



Cable housing, width: 10.4 mm, number of positions: 2, color: gray

Cable housing - PH CP-H 2,5/3 - 3012333



Cable housing, width: 15.6 mm, number of positions: 3, color: gray

Cable housing - PH CP-H 2,5/4 - 3012334



Cable housing, width: 20.8 mm, number of positions: 4, color: gray

Cable housing - PH CP-H 2,5/5 - 3012335



Cable housing, width: 26 mm, number of positions: 5, color: gray

Connector housing - CP-H 2,5-4L-Z - 3012314

Accessories

Cable tie

Cable tie - WT-HF 2,5X98 BK - 3240733



Cable binders for quick and secure bundling, standard version

Connector

Female insert - STG-MTN 0,5-1,0 - 3190438



Module socket contact, inserted in the PCC or HCC plug housing after crimping the conductor, for 0.5 mm² ... 1.0 mm² conductors

Female insert - STG-MTN 1,5-2,5 - 3190506



Module socket contact, inserted in the PCC or HCC plug housing after crimping the conductor, for 1.5 mm² ... 2.5 mm² conductors

Cover profile

Cover profile - AP-CP-H METER - 3012315



Cover profile, length: 1 m

End cover

Connector housing - CP-H 2,5-4L-Z - 3012314

Accessories

End cover - D-CP-H 2,5-4L - 3012320



End cover, length: 31.6 mm, width: 7.5 mm, height: 34.5 mm, color: gray

Flange

Flange cover - DFS-CP-H 2,5-4L - 3012317



Self-locking flange cover as a cover profile carrier, for CP-H 2,5-4L, can be adapted on both sides of the plug

Flange cover - DFS-CP 2,5-4L - 3012321



Flange cover, length: 31.6 mm, width: 5.2 mm, height: 26 mm, color: gray

Labeled terminal marker

Zack Marker strip, flat - ZBF 5 CUS - 0825025



Zack Marker strip, flat, can be ordered: Strip, white, labeled according to customer specifications, mounting type: snap into flat marker groove, for terminal block width: 5 mm, lettering field size: 5.15 x 5.15 mm, Number of individual labels: 10

Zack Marker strip, flat - ZBF 5,LGS:FORTL.ZAHLEN - 0808671



Zack Marker strip, flat, Strip, white, labeled, printed horizontally: consecutive numbers 1 ... 10, 11 ... 20, etc. up to 491 ... 500, mounting type: snap into flat marker groove, for terminal block width: 5 mm, lettering field size: 5.15 x 5.15 mm, Number of individual labels: 10

Connector housing - CP-H 2,5-4L-Z - 3012314

Accessories

Zack Marker strip, flat - ZBF 5,QR:FORTL.ZAHLEN - 0808697



Zack Marker strip, flat, Strip, white, labeled, Printed vertically: consecutive numbers 1 ... 10, 11 ... 20, etc. up to 91 ... 100, mounting type: snap into flat marker groove, for terminal block width: 5 mm, lettering field size: 5.15 x 5.15 mm, Number of individual labels: 10

Zack Marker strip, flat - ZBF 5,LGS:GERADE ZAHLEN - 0810821



Zack Marker strip, flat, Strip, white, labeled, printed horizontally: consecutive numbers 2 ... 20, 22 ... 40, etc. up to 82 ... 100, mounting type: snap into flat marker groove, for terminal block width: 5 mm, lettering field size: 5.15 x 5.15 mm, Number of individual labels: 10

Zack Marker strip, flat - ZBF 5,LGS:UNGERADE ZAHLEN - 0810863



Zack Marker strip, flat, Strip, white, labeled, printed horizontally: Odd numbers 1 - 19, 21 - 39, etc. up to 81 - 99, mounting type: snap into flat marker groove, for terminal block width: 5 mm, lettering field size: 5.15 x 5.15 mm, Number of individual labels: 10

Marker for terminal blocks - UC-TMF 5 CUS - 0824638



Marker for terminal blocks, can be ordered: by sheet, white, labeled according to customer specifications, mounting type: snap into flat marker groove, for terminal block width: 5.2 mm, lettering field size: 4.6 x 5.1 mm, Number of individual labels: 96

Marker for terminal blocks - UCT-TMF 5 CUS - 0829658



Marker for terminal blocks, can be ordered: by sheet, white, labeled according to customer specifications, mounting type: snap into flat marker groove, for terminal block width: 5.2 mm, lettering field size: 4.4 x 4.7 mm, Number of individual labels: 72

Partition plate

Connector housing - CP-H 2,5-4L-Z - 3012314

Accessories

Spacer plate - DP-CP-H 2,5-4L - 3012319



Spacer plate

Terminal marking

Zack Marker strip, flat - ZBF 5:UNBEDRUCKT - 0808642



Zack Marker strip, flat, Strip, white, unlabeled, can be labeled with: PLOTMARK, CMS-P1-PLOTTER, mounting type: snap into flat marker groove, for terminal block width: 5 mm, lettering field size: 5.1 x 5.2 mm, Number of individual labels: 10

Marker for terminal blocks - UC-TMF 5 - 0818153



Marker for terminal blocks, Sheet, white, unlabeled, can be labeled with: BLUEMARK ID COLOR, BLUEMARK ID, BLUEMARK CLED, PLOTMARK, CMS-P1-PLOTTER, mounting type: snap into flat marker groove, for terminal block width: 5.2 mm, lettering field size: 4.6 x 5.1 mm, Number of individual labels: 96

Marker for terminal blocks - UCT-TMF 5 - 0828744



Marker for terminal blocks, Sheet, white, unlabeled, can be labeled with: TOPMARK NEO, TOPMARK LASER, BLUEMARK ID COLOR, BLUEMARK ID, BLUEMARK CLED, THERMOMARK PRIME, THERMOMARK CARD 2.0, THERMOMARK CARD, mounting type: snap into flat marker groove, for terminal block width: 5.2 mm, lettering field size: 4.4 x 4.7 mm, Number of individual labels: 72