

## Feed-through terminal block - UT 2,5-MTD P/P - 3064098

Please be informed that the data shown in this PDF Document is generated from our Online Catalog. Please find the complete data in the user's documentation. Our General Terms of Use for Downloads are valid (<http://phoenixcontact.com/download>)



Feed-through terminal block, With test socket screws for insertion of test plugs, nom. voltage: 630 V, nominal current: 24 A, connection method: Screw connection, number of connections: 2, cross section: 0.14 mm<sup>2</sup> - 4 mm<sup>2</sup>, AWG: 26 - 12, width: 5.2 mm, color: gray, mounting type: NS 35/7,5, NS 35/15

### Your advantages

- ✓ The consistent labeling and bridging of terminal blocks is an advantage
- ✓ Feed-through and PE terminal blocks enable terminal strips of the same shape to be configured with disconnect and knife disconnect terminal blocks

RoHS

COMPLETE RoHS

### Key Commercial Data

|                                      |                     |
|--------------------------------------|---------------------|
| Packing unit                         | 1 pc                |
| Minimum order quantity               | 50 pc               |
| GTIN                                 | <br>4 046356 285759 |
| GTIN                                 | 4046356285759       |
| Weight per Piece (excluding packing) | 9.920 g             |
| Custom tariff number                 | 85369010            |
| Country of origin                    | Poland              |

### Technical data

#### General

|  |                     |
|--|---------------------|
| Number of levels                       | 1                   |
| Number of connections                  | 2                   |
| Potentials                             | 1                   |
| Nominal cross section                  | 2.5 mm <sup>2</sup> |
| Color                                  | gray                |
| Insulating material                    | PA                  |
| Flammability rating according to UL 94 | V0                  |

## Feed-through terminal block - UT 2,5-MTD P/P - 3064098

### Technical data

#### General

|   |  |
|---|--|
| Rated surge voltage   | 8 kV   |
| Degree of pollution   | 3  |
| Overvoltage category  | III  |
| Insulating material group   | I  |
| Maximum power dissipation for nominal condition   | 0.77 W   |
| Maximum load current  | 32 A (with 4 mm <sup>2</sup> conductor cross section)                  |
| Nominal current I <sub>N</sub>  | 24 A   |
| Nominal voltage U <sub>N</sub>  | 630 V  |
| Open side panel   | Yes  |
| Ambient temperature (operation)   | -60 °C ... 85 °C   |
| Ambient temperature (storage/transport)   | -25 °C ... 55 °C (For a short time, not exceeding 24 h, -60 to +70 °C) |
| Permissible humidity (storage/transport)  | 30 % ... 70 %  |
| Ambient temperature (assembly)  | -5 °C ... 70 °C  |
| Ambient temperature (actuation)   | -5 °C ... 70 °C  |
| Shock protection test specification   | IEC 60529:2001-02  |
| Back of the hand protection   | guaranteed   |
| Finger protection   | guaranteed   |
| Result of surge voltage test  | Test passed  |
| Surge voltage test setpoint   | 9.8 kV   |
| Result of power-frequency withstand voltage test  | Test passed  |
| Power frequency withstand voltage setpoint  | 1.89 kV  |
| Result of the test for mechanical stability of terminal points (5 x conductor connection) | Test passed  |
| Result of bending test  | Test passed  |
| Bending test rotation speed   | 10 rpm   |
| Bending test turns  | 135  |
| Bending test conductor cross section/weight   | 0.14 mm <sup>2</sup> / 0.2 kg  |
|   | 2.5 mm <sup>2</sup> / 0.7 kg   |
|   | 4 mm <sup>2</sup> / 0.9 kg   |
| Tensile test result   | Test passed  |
| Conductor cross section tensile test  | 0.14 mm <sup>2</sup>   |
| Tractive force setpoint   | 10 N   |
| Conductor cross section tensile test  | 2.5 mm <sup>2</sup>  |
| Tractive force setpoint   | 50 N   |
| Conductor cross section tensile test  | 4 mm <sup>2</sup>  |
| Tractive force setpoint   | 60 N   |
| Result of tight fit on support  | Test passed  |

## Feed-through terminal block - UT 2,5-MTD P/P - 3064098

### Technical data

#### General

|   |   |
|---|---|
| Tight fit on carrier  | NS 35   |
| Setpoint  | 1 N   |
| Result of voltage-drop test   | Test passed   |
| Requirements, voltage drop  | ≤ 3.2 mV  |
| Result of temperature-rise test   | Test passed   |
| Short circuit stability result  | Test passed   |
| Conductor cross section short circuit testing                           | 2.5 mm <sup>2</sup>                                 |
| Short-time current  | 0.3 kA  |
| Conductor cross section short circuit testing                           | 4 mm <sup>2</sup>                                   |
| Short-time current  | 0.48 kA   |
| Result of thermal test  | Test passed   |
| Proof of thermal characteristics (needle flame) effective duration      | 30 s  |
| Oscillation, broadband noise test result                                | Test passed   |
| Test specification, oscillation, broadband noise                        | DIN EN 50155 (VDE 0115-200):2008-03                 |
| Test spectrum   | Service life test category 1, class B, body mounted |
| Test frequency  | f <sub>1</sub> = 5 Hz to f <sub>2</sub> = 150 Hz    |
| ASD level   | 1.857 (m/s <sup>2</sup> ) <sup>2</sup> /Hz          |
| Acceleration  | 0,8 g   |
| Test duration per axis  | 5 h   |
| Test directions   | X-, Y- and Z-axis                                   |
| Shock test result   | Test passed   |
| Test specification, shock test  | DIN EN 50155 (VDE 0115-200):2008-03                 |
| Shock form  | Half-sine   |
| Acceleration  | 5g  |
| Shock duration  | 30 ms   |
| Number of shocks per direction  | 3   |
| Test directions   | X-, Y- and Z-axis (pos. and neg.)                   |
| Relative insulation material temperature index (Elec., UL 746 B)        | 130 °C  |
| Temperature index of insulation material (DIN EN 60216-1 (VDE 0304-21)) | 125 °C  |
| Static insulating material application in cold                          | -60 °C  |
| Surface flammability NFPA 130 (ASTM E 162)                              | passed  |
| Specific optical density of smoke NFPA 130 (ASTM E 662)                 | passed  |
| Smoke gas toxicity NFPA 130 (SMP 800C)                                  | passed  |
| Calorimetric heat release NFPA 130 (ASTM E 1354)                        | 27,5 MJ/kg  |
| Fire protection for rail vehicles (DIN EN 45545-2) R22                  | HL 1 - HL 3   |
| Fire protection for rail vehicles (DIN EN 45545-2) R23                  | HL 1 - HL 3   |
| Fire protection for rail vehicles (DIN EN 45545-2) R24                  | HL 1 - HL 3   |

# Feed-through terminal block - UT 2,5-MTD P/P - 3064098

## Technical data

### General

|  |             |
|--|-------------|
| Fire protection for rail vehicles (DIN EN 45545-2) R26 | HL 1 - HL 3 |
|--|-------------|

### Dimensions

|                  |         |
|------------------|---------|
| Width            | 5.2 mm  |
| End cover width  | 2.2 mm  |
| Length           | 57.8 mm |
| Height NS 35/7,5 | 47.5 mm |
| Height NS 35/15  | 55 mm   |

### Connection data

|  |                      |
|--|----------------------|
| Connection method  | Screw connection     |
| Screw thread   | M3                   |
| Stripping length   | 9 mm                 |
| Tightening torque, min   | 0.5 Nm               |
| Tightening torque max  | 0.6 Nm               |
| Connection in acc. with standard   | IEC 60947-7-1        |
| Conductor cross section solid min.   | 0.14 mm <sup>2</sup> |
| Conductor cross section solid max.   | 4 mm <sup>2</sup>    |
| Conductor cross section AWG min.   | 26                   |
| Conductor cross section AWG max.   | 12                   |
| Conductor cross section flexible min.  | 0.14 mm <sup>2</sup> |
| Conductor cross section flexible max.  | 4 mm <sup>2</sup>    |
| Min. AWG conductor cross section, flexible   | 26                   |
| Max. AWG conductor cross section, flexible   | 12                   |
| Conductor cross section flexible, with ferrule without plastic sleeve min.                             | 0.14 mm <sup>2</sup> |
| Conductor cross section flexible, with ferrule without plastic sleeve max.                             | 2.5 mm <sup>2</sup>  |
| Conductor cross section flexible, with ferrule with plastic sleeve min.                                | 0.14 mm <sup>2</sup> |
| Conductor cross section flexible, with ferrule with plastic sleeve max.                                | 2.5 mm <sup>2</sup>  |
| 2 conductors with same cross section, solid min.   | 0.14 mm <sup>2</sup> |
| 2 conductors with same cross section, solid max.   | 1.5 mm <sup>2</sup>  |
| 2 conductors with same cross section, stranded min.  | 0.14 mm <sup>2</sup> |
| 2 conductors with same cross section, stranded max.  | 1.5 mm <sup>2</sup>  |
| Two conductors with the same cross section, flexible, with TWIN ferrules, with plastic sleeve, minimum | 0.5 mm <sup>2</sup>  |
| Two conductors with the same cross section, flexible, with TWIN ferrules, with plastic sleeve, maximum | 1.5 mm <sup>2</sup>  |
| Two conductors with the same cross section stranded, with ferrule and without plastic sleeve, minimum  | 0.14 mm <sup>2</sup> |
| Two conductors with the same cross section stranded, with ferrule and without plastic sleeve, maximum  | 1.5 mm <sup>2</sup>  |

# Feed-through terminal block - UT 2,5-MTD P/P - 3064098

## Technical data

### Connection data

|                           |    |
|---------------------------|----|
| Internal cylindrical gage | A3 |
|---------------------------|----|

### Standards and Regulations

|  |               |
|--|---------------|
| Connection in acc. with standard       | CSA           |
|  | IEC 60947-7-1 |
| Flammability rating according to UL 94 | V0            |

### Environmental Product Compliance

|            |   |
|------------|---|
| REACH SVHC | Lead 7439-92-1  |
| China RoHS | Environmentally Friendly Use Period = 50 years  |
|            | For details about hazardous substances go to tab "Downloads", Category "Manufacturer's declaration" |

## Drawings

Circuit diagram



## Classifications

### eCl@ss

|               |          |
|---------------|----------|
| eCl@ss 10.0.1 | 27141120 |
| eCl@ss 4.0    | 27141100 |
| eCl@ss 4.1    | 27141100 |
| eCl@ss 5.0    | 27141100 |
| eCl@ss 5.1    | 27141100 |
| eCl@ss 6.0    | 27141100 |
| eCl@ss 7.0    | 27141120 |
| eCl@ss 8.0    | 27141120 |
| eCl@ss 9.0    | 27141120 |

### ETIM

|          |          |
|----------|----------|
| ETIM 2.0 | EC000902 |
| ETIM 3.0 | EC000902 |
| ETIM 4.0 | EC000902 |
| ETIM 5.0 | EC000902 |
| ETIM 6.0 | EC000897 |

# Feed-through terminal block - UT 2,5-MTD P/P - 3064098

## Classifications

### ETIM

|          |          |
|----------|----------|
| ETIM 7.0 | EC000897 |
|----------|----------|

### UNSPSC

|               |          |
|---------------|----------|
| UNSPSC 6.01   | 30211811 |
| UNSPSC 7.0901 | 39121410 |
| UNSPSC 11     | 39121410 |
| UNSPSC 12.01  | 39121410 |
| UNSPSC 13.2   | 39121410 |
| UNSPSC 18.0   | 39121410 |
| UNSPSC 19.0   | 39121410 |
| UNSPSC 20.0   | 39121410 |
| UNSPSC 21.0   | 39121410 |

## Approvals


### Approvals


#### Approvals

CSA / UL Recognized / cUL Recognized / EAC / EAC / cULus Recognized

#### Ex Approvals

### Approval details


|                            |   |   |       |
|----------------------------|---|---|-------|
| CSA                        |  | <a href="http://www.csagroup.org/services-industries/product-listing/">http://www.csagroup.org/services-industries/product-listing/</a> | 13631 |
|                            | B   | C   | D     |
| Nominal voltage UN         | 300 V   | 300 V   | 600 V |
| Nominal current IN         | 20 A  | 20 A  | 5 A   |
| mm <sup>2</sup> /AWG/kcmil | 26-12   | 26-12   | 26-12 |

|                    |   |   |              |
|--------------------|---|---|--------------|
| UL Recognized      |  | <a href="http://database.ul.com/cgi-bin/XYV/template/LISEXT/1FRAME/index.htm">http://database.ul.com/cgi-bin/XYV/template/LISEXT/1FRAME/index.htm</a> | FILE E 60425 |
|                    | B   | C   | D            |
| Nominal voltage UN | 600 V   | 300 V   | 300 V        |
|                    |   |   | 600 V        |

## Feed-through terminal block - UT 2,5-MTD P/P - 3064098

### Approvals

|                                |       | B     | C     | D     |
|--------------------------------|-------|-------|-------|-------|
| Nominal current I <sub>N</sub> | 20 A  | 20 A  | 20 A  | 5 A   |
| mm <sup>2</sup> /AWG/kcmil     | 26-12 | 26-12 | 26-12 | 26-12 |

| cUL Recognized  <a href="http://database.ul.com/cgi-bin/XYV/template/LISEXT/1FRAME/index.htm">http://database.ul.com/cgi-bin/XYV/template/LISEXT/1FRAME/index.htm</a> FILE E 60425 |       |       |       |       |
|---|-------|-------|-------|-------|
|   |       | B     | C     | D     |
| Nominal voltage U <sub>N</sub>  | 600 V | 300 V | 300 V | 600 V |
| Nominal current I <sub>N</sub>  | 20 A  | 20 A  | 20 A  | 5 A   |
| mm <sup>2</sup> /AWG/kcmil  | 26-12 | 26-12 | 26-12 | 26-12 |

|     |   |  |  |                      |
|-----|---|--|--|----------------------|
| EAC |  |  |  | RU C-DE.A*30.B.01742 |
|-----|---|--|--|----------------------|

|     |   |  |  |                      |
|-----|---|--|--|----------------------|
| EAC |  |  |  | RU C-DE.BL08.B.00534 |
|-----|---|--|--|----------------------|

|                  |   |  |  |  |
|------------------|---|--|--|--|
| cULus Recognized |  |  |  |  |
|------------------|---|--|--|--|

### Accessories

Accessories

Bridge

Wire bridge - FBSW 2-5/250MM - 3030172



Wire bridge, length: 250 mm, width: 5.1 mm, number of positions: 1, color: red/black

## Feed-through terminal block - UT 2,5-MTD P/P - 3064098

### Accessories

Wire bridge - FBSW 2-5/60MM - 3030170



Wire bridge, length: 60 mm, width: 5.1 mm, number of positions: 1, color: red/black

Wire bridge - FBSW 2-5/110MM - 3030171



Wire bridge, length: 110 mm, width: 5.1 mm, number of positions: 1, color: red/black

### Component plug terminal block

Component connector - P-CO 2-5 R47K - 3032447



Component connector, with 47 kOhm resistor for open circuit monitoring, pitch: 5.2 mm, length: 8.9 mm, width: 4.1 mm, height: 34.8 mm, number of positions: 2, color: black

### DIN rail

DIN rail perforated - NS 35/ 7,5 PERF 2000MM - 0801733



DIN rail perforated, Standard profile, width: 35 mm, height: 7.5 mm, acc. to EN 60715, material: Steel, galvanized, passivated with a thick layer, length: 2000 mm, color: silver

DIN rail, unperforated - NS 35/ 7,5 UNPERF 2000MM - 0801681



DIN rail, unperforated, Standard profile, width: 35 mm, height: 7.5 mm, acc. to EN 60715, material: Steel, galvanized, passivated with a thick layer, length: 2000 mm, color: silver

## Feed-through terminal block - UT 2,5-MTD P/P - 3064098

### Accessories

---

DIN rail perforated - NS 35/ 7,5 WH PERF 2000MM - 1204119



DIN rail perforated, Standard profile, width: 35 mm, height: 7.5 mm, acc. to EN 60715, material: Steel, Galvanized, white passivated, length: 2000 mm, color: silver

DIN rail, unperforated - NS 35/ 7,5 WH UNPERF 2000MM - 1204122



DIN rail, unperforated, Standard profile, width: 35 mm, height: 7.5 mm, acc. to EN 60715, material: Steel, Galvanized, white passivated, length: 2000 mm, color: silver

DIN rail, unperforated - NS 35/ 7,5 AL UNPERF 2000MM - 0801704



DIN rail, unperforated, Standard profile, width: 35 mm, height: 7.5 mm, acc. to EN 60715, material: Aluminum, uncoated, length: 2000 mm, color: silver

DIN rail perforated - NS 35/ 7,5 ZN PERF 2000MM - 1206421



DIN rail perforated, Standard profile, width: 35 mm, height: 7.5 mm, acc. to EN 60715, material: Steel, galvanized, length: 2000 mm, color: silver

DIN rail, unperforated - NS 35/ 7,5 ZN UNPERF 2000MM - 1206434



DIN rail, unperforated, Standard profile, width: 35 mm, height: 7.5 mm, acc. to EN 60715, material: Steel, galvanized, length: 2000 mm, color: silver

---

## Feed-through terminal block - UT 2,5-MTD P/P - 3064098

### Accessories

DIN rail, unperforated - NS 35/ 7,5 CU UNPERF 2000MM - 0801762



DIN rail, unperforated, Standard profile, width: 35 mm, height: 7.5 mm, acc. to EN 60715, material: Copper, uncoated, length: 2000 mm, color: copper-colored

---

End cap - NS 35/ 7,5 CAP - 1206560



DIN rail end piece, for DIN rail NS 35/7.5

---

DIN rail perforated - NS 35/15 PERF 2000MM - 1201730



DIN rail perforated, Standard profile, width: 35 mm, height: 15 mm, similar to EN 60715, material: Steel, galvanized, passivated with a thick layer, length: 2000 mm, color: silver

---

DIN rail, unperforated - NS 35/15 UNPERF 2000MM - 1201714



DIN rail, unperforated, Standard profile, width: 35 mm, height: 15 mm, similar to EN 60715, material: Steel, galvanized, passivated with a thick layer, length: 2000 mm, color: silver

---

DIN rail perforated - NS 35/15 WH PERF 2000MM - 0806602



DIN rail perforated, Standard profile, width: 35 mm, height: 15 mm, similar to EN 60715, material: Steel, Galvanized, white passivated, length: 2000 mm, color: silver

---

## Feed-through terminal block - UT 2,5-MTD P/P - 3064098

### Accessories

DIN rail, unperforated - NS 35/15 WH UNPERF 2000MM - 1204135



DIN rail, unperforated, Standard profile, width: 35 mm, height: 15 mm, similar to EN 60715, material: Steel, Galvanized, white passivated, length: 2000 mm, color: silver

DIN rail, unperforated - NS 35/15 AL UNPERF 2000MM - 1201756



DIN rail, unperforated, Standard profile, width: 35 mm, height: 15 mm, similar to EN 60715, material: Aluminum, uncoated, length: 2000 mm, color: silver

DIN rail perforated - NS 35/15 ZN PERF 2000MM - 1206599



DIN rail perforated, Standard profile, width: 35 mm, height: 15 mm, similar to EN 60715, material: Steel, galvanized, length: 2000 mm, color: silver

DIN rail, unperforated - NS 35/15 ZN UNPERF 2000MM - 1206586



DIN rail, unperforated, Standard profile, width: 35 mm, height: 15 mm, similar to EN 60715, material: Steel, galvanized, length: 2000 mm, color: silver

DIN rail, unperforated - NS 35/15 CU UNPERF 2000MM - 1201895



DIN rail, unperforated, Standard profile, width: 35 mm, height: 15 mm, similar to EN 60715, material: Copper, uncoated, length: 2000 mm, color: copper-colored

## Feed-through terminal block - UT 2,5-MTD P/P - 3064098

### Accessories

End cap - NS 35/15 CAP - 1206573



DIN rail end piece, for DIN rail NS 35/15

---

DIN rail, unperforated - NS 35/15-2,3 UNPERF 2000MM - 1201798



DIN rail, unperforated, Standard profile 2.3 mm, width: 35 mm, height: 15 mm, acc. to EN 60715, material: Steel, galvanized, passivated with a thick layer, length: 2000 mm, color: silver

---

### End block

End clamp - CLIPFIX 35 - 3022218



Quick mounting end clamp for NS 35/7,5 DIN rail or NS 35/15 DIN rail, with marking option, width: 9.5 mm, color: gray

---

End clamp - CLIPFIX 35-5 - 3022276



Quick mounting end clamp for NS 35/7,5 DIN rail or NS 35/15 DIN rail, with marking option, with parking option for FBS...5, FBS...6, KSS 5, KSS 6, width: 5.15 mm, color: gray

---

End clamp - E/NS 35 N - 0800886



End clamp, width: 9.5 mm, color: gray

---

## Feed-through terminal block - UT 2,5-MTD P/P - 3064098

### Accessories

#### End cover

End cover - D-UT 2,5/4-TWIN - 3047141



End cover, length: 56.8 mm, width: 2.2 mm, height: 39.8 mm, color: gray

---

#### Insulating sleeve

Insulating sleeve - MPS-IH WH - 0201663

Insulating sleeve, color: white



---

Insulating sleeve - MPS-IH RD - 0201676

Insulating sleeve, color: red



---

Insulating sleeve - MPS-IH BU - 0201689

Insulating sleeve, color: blue



---

Insulating sleeve - MPS-IH YE - 0201692

Insulating sleeve, color: yellow



## Feed-through terminal block - UT 2,5-MTD P/P - 3064098

### Accessories

---

Insulating sleeve - MPS-IH GN - 0201702

Insulating sleeve, color: green



Insulating sleeve - MPS-IH GY - 0201728

Insulating sleeve, color: gray



Insulating sleeve - MPS-IH BK - 0201731

Insulating sleeve, color: black



### Jumper

Plug-in bridge - FBS 2-5 - 3030161



Plug-in bridge, pitch: 5.2 mm, length: 22.7 mm, width: 9 mm, number of positions: 2, color: red

---

Plug-in bridge - FBS 3-5 - 3030174



Plug-in bridge, pitch: 5.2 mm, length: 22.7 mm, width: 14.2 mm, number of positions: 3, color: red

---

## Feed-through terminal block - UT 2,5-MTD P/P - 3064098

### Accessories

Plug-in bridge - FBS 4-5 - 3030187



Plug-in bridge, pitch: 5.2 mm, length: 22.7 mm, width: 19.4 mm, number of positions: 4, color: red

---

Plug-in bridge - FBS 5-5 - 3030190



Plug-in bridge, pitch: 5.2 mm, length: 23 mm, width: 24.6 mm, number of positions: 5, color: red

---

Plug-in bridge - FBS 10-5 - 3030213



Plug-in bridge, pitch: 5.2 mm, length: 22.7 mm, width: 50.6 mm, number of positions: 10, color: red

---

Plug-in bridge - FBS 20-5 - 3030226



Plug-in bridge, pitch: 5.2 mm, number of positions: 20, color: red

---

Plug-in bridge - FBS 50-5 - 3038930



Plug-in bridge, pitch: 5.2 mm, number of positions: 50, color: red

---

## Feed-through terminal block - UT 2,5-MTD P/P - 3064098

### Accessories

Plug-in bridge - FBSR 2-5 - 3033702



Plug-in bridge, pitch: 5.2 mm, number of positions: 2, color: red

---

Plug-in bridge - FBSR 3-5 - 3001591



Plug-in bridge, pitch: 5.2 mm, number of positions: 3, color: red

---

Plug-in bridge - FBSR 4-5 - 3001592



Plug-in bridge, pitch: 5.2 mm, number of positions: 4, color: red

---

Plug-in bridge - FBSR 5-5 - 3001593



Plug-in bridge, pitch: 5.2 mm, number of positions: 5, color: red

---

Plug-in bridge - FBSR 10-5 - 3033710



Plug-in bridge, pitch: 5.2 mm, number of positions: 10, color: red

---

## Feed-through terminal block - UT 2,5-MTD P/P - 3064098

### Accessories

Plug-in bridge - FBS 2-5 BU - 3036877



Plug-in bridge, pitch: 5.2 mm, number of positions: 2, color: blue

---

Plug-in bridge - FBS 3-5 BU - 3036880



Plug-in bridge, pitch: 5.2 mm, number of positions: 3, color: blue

---

Plug-in bridge - FBS 4-5 BU - 3036893



Plug-in bridge, pitch: 5.2 mm, number of positions: 4, color: blue

---

Plug-in bridge - FBS 5-5 BU - 3036903



Plug-in bridge, pitch: 5.2 mm, number of positions: 5, color: blue

---

Plug-in bridge - FBS 10-5 BU - 3036916



Plug-in bridge, pitch: 5.2 mm, number of positions: 10, color: blue

---

## Feed-through terminal block - UT 2,5-MTD P/P - 3064098

### Accessories

Plug-in bridge - FBS 20-5 BU - 3036929



Plug-in bridge, pitch: 5.2 mm, number of positions: 20, color: blue

---

Plug-in bridge - FBS 50-5 BU - 3032114



Plug-in bridge, pitch: 5.2 mm, number of positions: 50, color: blue

---

### Labeled terminal marker

Zack marker strip - ZB 5 CUS - 0824962



Zack marker strip, can be ordered: Strip, white, labeled according to customer specifications, mounting type: snap into tall marker groove, for terminal block width: 5.2 mm, lettering field size: 5.15 x 10.5 mm, Number of individual labels: 10

---

Zack marker strip - ZB 5,LGS:FORTL.ZAHLEN - 1050017



Zack marker strip, Strip, white, labeled, printed horizontally: consecutive numbers 1 ... 10, 11 ... 20, etc. up to 491 ... 500, mounting type: snap into tall marker groove, for terminal block width: 5.2 mm, lettering field size: 5.15 x 10.5 mm, Number of individual labels: 10

---

Zack marker strip - ZB 5,QR:FORTL.ZAHLEN - 1050020



Zack marker strip, white, Printed vertically: consecutive numbers 1 ... 10, 11 ... 20, etc. up to 491 ... 500, mounting type: snap into tall marker groove, for terminal block width: 5.2 mm, lettering field size: 5.15 x 10.5 mm

---

## Feed-through terminal block - UT 2,5-MTD P/P - 3064098

### Accessories

#### Zack marker strip - ZB 5,LGS:GLEICHE ZAHLEN - 1050033



Zack marker strip, Strip, white, labeled, can be labeled with: CMS-P1-PLOTTER, printed horizontally: Identical numbers 1 or 2, etc. up to 100, mounting type: snap into tall marker groove, for terminal block width: 5.2 mm, lettering field size: 5.15 x 10.5 mm, Number of individual labels: 10

#### Zack marker strip - ZB 5,LGS:L1-N,PE - 1050415



Zack marker strip, Strip, white, labeled, Horizontal: L1, L2, L3, N, PE, L1, L2, L3, N, PE, mounting type: snap into tall marker groove, for terminal block width: 5.2 mm, lettering field size: 5.15 x 10.5 mm, Number of individual labels: 10

#### Marker for terminal blocks - UC-TM 5 CUS - 0824581



Marker for terminal blocks, can be ordered: by sheet, white, labeled according to customer specifications, mounting type: snap into tall marker groove, for terminal block width: 5.2 mm, lettering field size: 10.5 x 4.6 mm, Number of individual labels: 96

#### Marker for terminal blocks - UCT-TM 5 CUS - 0829595



Marker for terminal blocks, can be ordered: by sheet, white, labeled according to customer specifications, mounting type: snap into tall marker groove, for terminal block width: 5.2 mm, lettering field size: 4.6 x 10.5 mm, Number of individual labels: 72

### Marker pen

#### Marker pen - X-PEN 0,35 - 0811228



Marker pen without ink cartridge, for manual labeling of markers, labeling extremely wipe-proof, line thickness 0.35 mm

## Feed-through terminal block - UT 2,5-MTD P/P - 3064098

### Accessories

#### Partition plate

Partition plate - ATP-UT-TWIN - 3047183



Partition plate, length: 62.1 mm, width: 2.2 mm, height: 52.5 mm, color: gray

---

Spacer plate - DP PS-5 - 3036725



Spacer plate, length: 22.4 mm, width: 5.2 mm, height: 29 mm, number of positions: 1, color: red

---

#### Screwdriver tools

Screwdriver - SZS 0,6X3,5 - 1205053



Actuation tool, for ST terminal blocks, insulated, also suitable for use as a bladed screwdriver, size: 0.6 x 3.5 x 100 mm, 2-component grip, with non-slip grip

---

Screwdriver - SZG 0,6X3,5 VDE - 1205121



Screwdriver, slot-headed, graded, for test socket screws, size: 0.6 x 3.5 x 100 mm, 2-component grip, with non-slip grip

---

#### Terminal marking

## Feed-through terminal block - UT 2,5-MTD P/P - 3064098

### Accessories

#### Zack marker strip - ZB 5 :UNBEDRUCKT - 1050004



Zack marker strip, Strip, white, unlabeled, can be labeled with: PLOTMARK, CMS-P1-PLOTTER, mounting type: snap into tall marker groove, for terminal block width: 5.2 mm, lettering field size: 5.1 x 10.5 mm, Number of individual labels: 10

---

#### Marker for terminal blocks - UC-TM 5 - 0818108



Marker for terminal blocks, Sheet, white, unlabeled, can be labeled with: BLUEMARK ID COLOR, BLUEMARK ID, BLUEMARK CLED, PLOTMARK, CMS-P1-PLOTTER, mounting type: snap into tall marker groove, for terminal block width: 5.2 mm, lettering field size: 10.5 x 4.6 mm, Number of individual labels: 96

---

#### Marker for terminal blocks - UCT-TM 5 - 0828734



Marker for terminal blocks, Sheet, white, unlabeled, can be labeled with: TOPMARK NEO, TOPMARK LASER, BLUEMARK ID COLOR, BLUEMARK ID, BLUEMARK CLED, THERMOMARK PRIME, THERMOMARK CARD 2.0, THERMOMARK CARD, mounting type: snap into tall marker groove, for terminal block width: 5.2 mm, lettering field size: 4.6 x 10.5 mm, Number of individual labels: 72

---

#### Test plug terminal block

#### Test plugs - MPS-MT - 0201744



Test plugs, with solder connection up to 1 mm<sup>2</sup> conductor cross section, color: gray

---

#### Test plugs - PS-5 - 3030983



Test plugs, Modular test plug, color: red

## Feed-through terminal block - UT 2,5-MTD P/P - 3064098

### Accessories

Test plugs - PS-5/2,3MM RD - 3038723



Test plugs, color: red

---

### Test socket

Test adapter - PAI-4-FIX-5/6 BU - 3035975



4 mm test adapter, for terminal blocks with 5.2 mm and 6.2 mm pitch

---

Test adapter - PAI-4-FIX-5/6 OG - 3035974



4 mm test adapter, for terminal blocks with 5.2 mm and 6.2 mm pitch

---

Test adapter - PAI-4-FIX-5/6 YE - 3035977



4 mm test adapter, for terminal blocks with 5.2 mm and 6.2 mm pitch

---

Test adapter - PAI-4-FIX-5/6 RD - 3035976



4 mm test adapter, for terminal blocks with 5.2 mm and 6.2 mm pitch

---

## Feed-through terminal block - UT 2,5-MTD P/P - 3064098

### Accessories

Test adapter - PAI-4-FIX-5/6 GN - 3035978



4 mm test adapter, for terminal blocks with 5.2 mm and 6.2 mm pitch

---

Test adapter - PAI-4-FIX-5/6 BK - 3035980



4 mm test adapter, for terminal blocks with 5.2 mm and 6.2 mm pitch

---

Test adapter - PAI-4-FIX-5/6 GY - 3035982



4 mm test adapter, for terminal blocks with 5.2 mm and 6.2 mm pitch

---

Test adapter - PAI-4-FIX-5/6 VT - 3035979



4 mm test adapter, for terminal blocks with 5.2 mm and 6.2 mm pitch

---

Test adapter - PAI-4-FIX-5/6 BN - 3035981



4 mm test adapter, for terminal blocks with 5.2 mm and 6.2 mm pitch

---

## Feed-through terminal block - UT 2,5-MTD P/P - 3064098

### Accessories

Test adapter - PAI-4-FIX-5/6 WH - 3035983



4 mm test adapter, for terminal blocks with 5.2 mm and 6.2 mm pitch

---

Test adapter - PAI-4-N GY - 3032871



4 mm test adapter, for terminal blocks with 5.2 mm, 6.2 mm and 8.2 mm pitch

---

---