

Relay Module - EMG 10-REL/KSR-120/ 1-LC AU - 2964461

Please be informed that the data shown in this PDF Document is generated from our Online Catalog. Please find the complete data in the user's documentation. Our General Terms of Use for Downloads are valid (<http://phoenixcontact.com/download>)



Relay module, with soldered-in miniature switching relay, gold contact for small loads, 1 N/O contact, input voltage 120 V AC/DC

The illustration shows version EMG 10-REL/KSR-G 24/1-LC AU, with soldered-in miniature switching relay

Why buy this product

- Safe isolation according to DIN EN 50178 between coil and contact
- Integrated input circuit and interference suppression circuit



Key Commercial Data

Packing unit	10 STK
GTIN	4 017918 125134

Technical data

Note

Utilization restriction	EMC: class A product, see manufacturer's declaration in the download area
-------------------------	---

Dimensions

Width	10.6 mm
Height	75 mm
Depth	53.5 mm

Ambient conditions

Ambient temperature (operation)	-20 °C ... 40 °C
Ambient temperature (storage/transport)	-20 °C ... 70 °C

Coil side

Nominal input voltage U_N	120 V AC/DC
-----------------------------	-------------

Relay Module - EMG 10-REL/KSR-120/ 1-LC AU - 2964461

Technical data

Coil side

Input voltage range in reference to U_N	0.8 ... 1.1
Typical input current at U_N	5 mA
Typical response time	7 ms
Typical release time	11 ms
Protective circuit	Bridge rectifier Bridge rectifier
	Surge protection Varistor
Operating voltage display	Yellow LED
Power dissipation for nominal condition	0.6 W

Contact side

Contact type	Double contact, 1 N/O contact
Contact material	AgPd60, hard gold-plated
Maximum switching voltage	30 V AC
	36 V DC
Minimum switching voltage	100 μ V
Min. switching current	20 μ A
Maximum inrush current	0.2 A
Limiting continuous current	0.5 A
Interrupting rating (ohmic load) max.	5 W (at 24 V DC)
Note	the following values are applicable if a gold layer is destroyed
Maximum switching voltage	125 V AC
Limiting continuous current	2 A
Maximum inrush current	2 A
Interrupting rating (ohmic load) max.	29 W (at 24 V DC)
	29 W (at 48 V DC)
	29 W (at 60 V DC)

General

Test voltage relay winding/relay contact	4 kV AC (50 Hz, 1 min.)
Operating mode	100% operating factor
Degree of protection	IP20
Mechanical service life	Approx. 2×10^7 cycles
Standards/regulations	IEC 60664
	EN 50178
	IEC 62103
Rated surge voltage/insulation	4 kV / basic insulation
Rated insulation voltage	260 V AC
Mounting position	any
Assembly instructions	In rows with zero spacing

Connection data input side

Connection name	Coil side
-----------------	-----------

Relay Module - EMG 10-REL/KSR-120/ 1-LC AU - 2964461

Technical data

Connection data input side

Connection method	Screw connection
Stripping length	8 mm
Screw thread	M3
Conductor cross section solid	0.2 mm ² ... 4 mm ²
Conductor cross section flexible	0.2 mm ² ... 2.5 mm ²
Conductor cross section AWG	24 ... 12

Connection data output side

Connection name	Contact side
Connection method	Screw connection
Stripping length	8 mm
Screw thread	M3
Conductor cross section solid	0.2 mm ² ... 4 mm ²
Conductor cross section flexible	0.2 mm ² ... 2.5 mm ²
Conductor cross section AWG	24 ... 12

Standards and Regulations

Connection in acc. with standard	CUL
Standards/regulations	IEC 60664
	EN 50178
	IEC 62103
Rated insulation voltage	260 V AC
Rated surge voltage/insulation	4 kV / basic insulation

Classifications

eCl@ss

eCl@ss 4.0	27371102
eCl@ss 4.1	27371102
eCl@ss 5.0	27371001
eCl@ss 5.1	27371001
eCl@ss 6.0	27371001
eCl@ss 7.0	27371001
eCl@ss 8.0	27371601
eCl@ss 9.0	27371601

ETIM

ETIM 2.0	EC000196
ETIM 3.0	EC000196
ETIM 4.0	EC000196
ETIM 5.0	EC001437

Relay Module - EMG 10-REL/KSR-120/ 1-LC AU - 2964461

Classifications

UNSPSC

UNSPSC 6.01	30211916
UNSPSC 7.0901	39121515
UNSPSC 11	39121515
UNSPSC 12.01	39121515
UNSPSC 13.2	39121515

Approvals

Approvals


Approvals

UL Recognized / cUL Recognized / EAC / cULus Recognized

Ex Approvals


Approvals submitted

Approval details

UL Recognized 

cUL Recognized 

EAC

cULus Recognized 

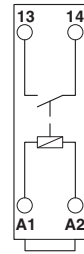
Drawings

Relay Module - EMG 10-REL/KSR-120/ 1-LC AU - 2964461

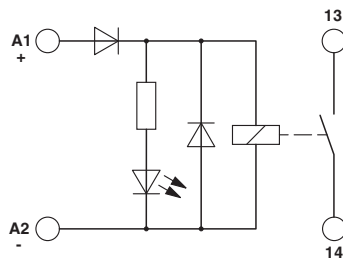
Connection diagram



Circuit diagram



Circuit diagram



Phoenix Contact 2016 © - all rights reserved
<http://www.phoenixcontact.com>

PHOENIX CONTACT GmbH & Co. KG
Flachsmarktstr. 8
32825 Blomberg
Germany
Tel. +49 5235 300
Fax +49 5235 3 41200
<http://www.phoenixcontact.com>