

## Single relay - REL-MR-230AC/21HC/MS - 2987914

Please be informed that the data shown in this PDF Document is generated from our Online Catalog. Please find the complete data in the user's documentation. Our General Terms of Use for Downloads are valid (<http://phoenixcontact.com/download>)




Plug-in miniature relay, with power contact, 1 PDT, test button, mechanical switch position indicator, status LED, input voltage 230 V AC

### Why buy this product

- With detectable manual operation
- Integrated status LED
- DC types with integrated freewheeling diode
- Switching current of up to 16 A
- Mechanical switch position indicator

### Key Commercial Data

Packing unit	10 STK
Minimum order quantity	10 STK
GTIN	 4 046356 481045

### Technical data

#### Dimensions

Width	12.7 mm
Height	29 mm
Depth	25 mm

#### Ambient conditions

Ambient temperature (operation)	-40 °C ... 70 °C
Ambient temperature (storage/transport)	-40 °C ... 85 °C

#### Coil side

Nominal input voltage $U_N$	230 V AC
Typical input current at $U_N$	3.5 mA
Typical release time range	2 ms ... 8 ms (depending on phase relation)

#### Contact side

Contact type	1 PDT
Contact material	AgNi

# Single relay - REL-MR-230AC/21HC/MS - 2987914

## Technical data

### Contact side

Maximum switching voltage	250 V AC/DC
Minimum switching voltage	12 V (at 10 mA)
Min. switching current	10 mA (at 12 V)
Maximum inrush current	32 A (20 ms)
Limiting continuous current	16 A
Interrupting rating (ohmic load) max.	4000 VA (for 250 V AC)
Switching capacity in acc. with DIN VDE 0660/IEC 60947	2 A (at 24 V, DC13)
	3 A (at 24 V, AC15)
	3 A (at 120 V, AC15)
	3 A (at 240 V, AC15)

### General

Test voltage relay winding/relay contact	5 kV AC (50 Hz, 1 min.)
Mechanical service life	5 x 10 <sup>6</sup> cycles
Standards/regulations	DIN EN 61810-1
	VDE 0435-201
	EN 50178
	IEC 62103

### Standards and Regulations

Connection in acc. with standard	CUL
Standards/regulations	DIN EN 61810-1
	VDE 0435-201
	EN 50178
	IEC 62103

## Classifications

### eCl@ss

eCl@ss 4.0	27371104
eCl@ss 4.1	27371104
eCl@ss 5.0	27371001
eCl@ss 5.1	27371001
eCl@ss 6.0	27371001
eCl@ss 7.0	27371001
eCl@ss 8.0	27371601
eCl@ss 9.0	27371601

### ETIM

ETIM 2.0	EC000196
ETIM 3.0	EC000196
ETIM 4.0	EC000196

# Single relay - REL-MR-230AC/21HC/MS - 2987914

## Classifications

### ETIM

ETIM 5.0	EC001437
----------	----------

### UNSPSC

UNSPSC 6.01	30211916
UNSPSC 7.0901	39121515
UNSPSC 11	39121515
UNSPSC 12.01	39121515
UNSPSC 13.2	39121515

## Approvals

### Approvals

---

#### Approvals

UL Recognized / VDE Zeichengenehmigung / cUL Recognized / EAC / EAC / cULus Recognized

---

#### Ex Approvals

---

#### Approvals submitted

---

### Approval details

UL Recognized

VDE Zeichengenehmigung

cUL Recognized

EAC

EAC

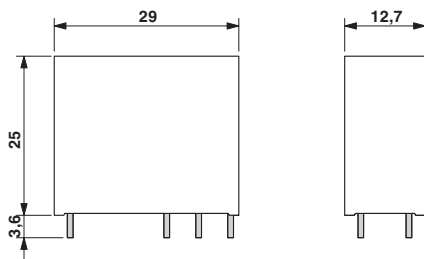
# Single relay - REL-MR-230AC/21HC/MS - 2987914

## Approvals

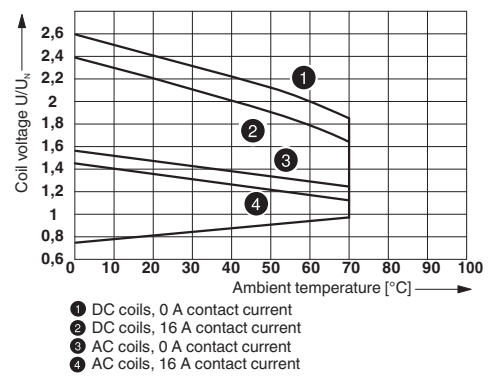
cULus Recognized US

## Drawings

Dimensional drawing

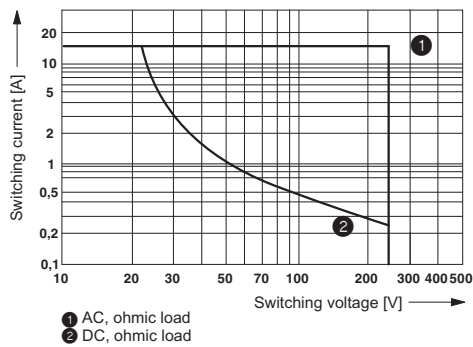


Diagram

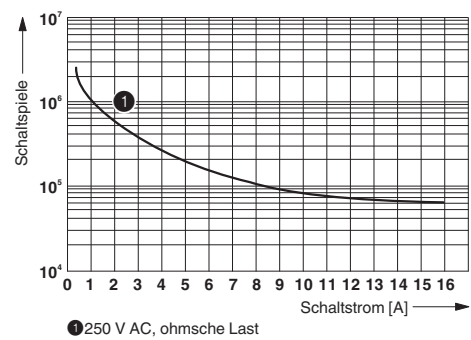


Operating voltage range

Diagram



Diagram

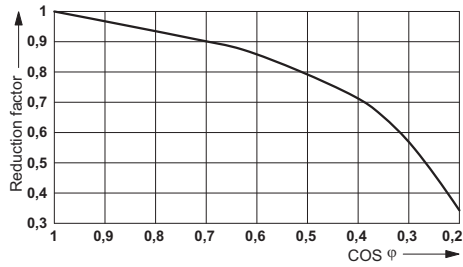


Electrical service life

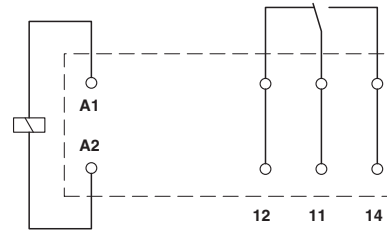
## Interrupting rating

# Single relay - REL-MR-230AC/21HC/MS - 2987914

Diagram



Circuit diagram



Service life reduction factor with various cos phi

Phoenix Contact 2016 © - all rights reserved  
<http://www.phoenixcontact.com>

PHOENIX CONTACT GmbH & Co. KG  
Flachsmarktstr. 8  
32825 Blomberg  
Germany  
Tel. +49 5235 300  
Fax +49 5235 3 41200  
<http://www.phoenixcontact.com>