

Base strip - DFK-PC 4/ 3-GF-7,62 - 1840560

Please be informed that the data shown in this PDF Document is generated from our Online Catalog. Please find the complete data in the user's documentation. Our General Terms of Use for Downloads are valid (<http://phoenixcontact.com/download>)



Plug component, nominal current: 20 A, rated voltage (III/2): 630 V, number of positions: 3, pitch: 7.62 mm, connection method: Screw connection with tension sleeve, Color: green, contact surface: Tin, mounting: Direct mounting

The figure shows a 5-pos. version of the product

Why buy this product

- Well-known connection principle allows worldwide use
- Low temperature rise, thanks to maximum contact force
- Allows connection of two conductors
- Screwable flange for superior mechanical stability
- Flexible side panels enable convenient wall mounting prewired from the inside



Key Commercial Data

Packing unit	1 STK
GTIN	 4 017918 111717
GTIN	4017918111717
Weight per Piece (excluding packing)	14.800 g
Custom tariff number	85366990
Country of origin	Poland

Technical data

Dimensions

Length [l]	32 mm
Width [w]	44.48 mm
Height [h]	30.5 mm
Pitch	7.62 mm

Base strip - DFK-PC 4/ 3-GF-7,62 - 1840560

Technical data

Dimensions

Dimension a	15.24 mm
-------------	----------

General

Range of articles	DFK-PC 4/...-GF
Type of contact	Male connector
Number of positions	3
Connection method	Screw connection with tension sleeve
Insulating material group	I
Rated surge voltage (III/3)	6 kV
Rated surge voltage (III/2)	6 kV
Rated surge voltage (II/2)	6 kV
Rated voltage (III/3)	400 V
Rated voltage (III/2)	630 V
Rated voltage (II/2)	1000 V
Connection in acc. with standard	EN-VDE
Nominal current I_N	20 A
Nominal cross section	4 mm ²
Maximum load current	20 A
Insulating material	PA
Flammability rating according to UL 94	V0
Internal cylindrical gage	A4
Stripping length	7 mm
Screw thread	M3
Tightening torque, min	0.5 Nm
Tightening torque max	0.6 Nm

Connection data

Conductor cross section solid min.	0.2 mm ²
Conductor cross section solid max.	4 mm ²
Conductor cross section flexible min.	0.2 mm ²
Conductor cross section flexible max.	4 mm ²
Conductor cross section flexible, with ferrule without plastic sleeve min.	0.25 mm ²
Conductor cross section flexible, with ferrule without plastic sleeve max.	4 mm ²
Conductor cross section flexible, with ferrule with plastic sleeve min.	0.25 mm ²
Conductor cross section flexible, with ferrule with plastic sleeve max.	4 mm ²
Conductor cross section AWG min.	24
Conductor cross section AWG max.	10
2 conductors with same cross section, solid min.	0.2 mm ²

Base strip - DFK-PC 4/ 3-GF-7,62 - 1840560

Technical data

Connection data

2 conductors with same cross section, solid max.	2.5 mm ²
2 conductors with same cross section, stranded min.	0.2 mm ²
2 conductors with same cross section, stranded max.	2.5 mm ²
2 conductors with same cross section, stranded, ferrules without plastic sleeve, min.	0.2 mm ²
2 conductors with same cross section, stranded, ferrules without plastic sleeve, max.	1.5 mm ²
2 conductors with same cross section, stranded, TWIN ferrules with plastic sleeve, min.	0.5 mm ²
2 conductors with same cross section, stranded, TWIN ferrules with plastic sleeve, max.	2.5 mm ²
Minimum AWG according to UL/CUL	30
Maximum AWG according to UL/CUL	10

Standards and Regulations

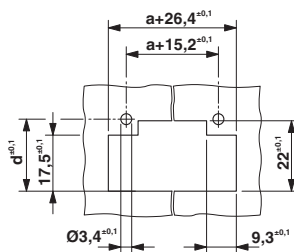
Connection in acc. with standard	EN-VDE
	CSA
Flammability rating according to UL 94	V0

Environmental Product Compliance

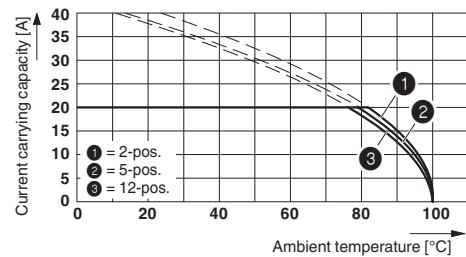
China RoHS	Environmentally Friendly Use Period = 50
	For details about hazardous substances go to tab "Downloads", Category "Manufacturer's declaration"

Drawings

Dimensional drawing



Diagram

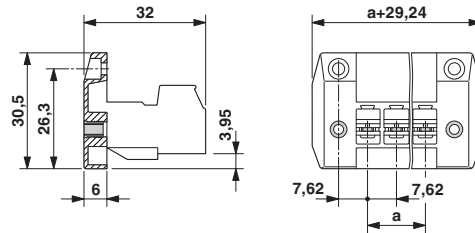


Dimension d depending on the wall thickness (W) in mm: W=1: d=21.4
 W=2: d=21.9
 W=3: d=22.5
 W=4: d=23.1
 W=5: d=23.7

Derating curve for: PC 4/..-ST-7,62 with DFK-PC 4/..-GF-7,62

Base strip - DFK-PC 4/ 3-GF-7,62 - 1840560

Dimensional drawing



Classifications

eCl@ss

eCl@ss 4.0	272607xx
eCl@ss 4.1	27260701
eCl@ss 5.0	27260701
eCl@ss 5.1	27141190
eCl@ss 6.0	27260704
eCl@ss 7.0	27440402
eCl@ss 8.0	27141134
eCl@ss 9.0	27141134

ETIM

ETIM 3.0	EC001283
ETIM 4.0	EC001283
ETIM 5.0	EC001283
ETIM 6.0	EC001283

UNSPSC

UNSPSC 6.01	30211810
UNSPSC 7.0901	39121409
UNSPSC 11	39121409
UNSPSC 12.01	39121409
UNSPSC 13.2	39121410

Approvals

Approvals

Approvals

CSA / UL Recognized / cUL Recognized / LR / EAC / DNV GL / cULus Recognized


Base strip - DFK-PC 4/ 3-GF-7,62 - 1840560


Approvals


Ex Approvals

Approval details

CSA		http://www.csagroup.org/services/testing-and-certification/certified-product-listing/	13631
	B	C	
mm ² /AWG/kcmil	28-10	28-10	
Nominal current IN	20 A	20 A	
Nominal voltage UN	300 V	300 V	

UL Recognized		http://database.ul.com/cgi-bin/XYV/template/LISEXT/1FRAME/index.htm	FILE E 60425
	B	C	D
mm ² /AWG/kcmil	30-10	30-10	30-10
Nominal current IN	35 A	35 A	5 A
Nominal voltage UN	300 V	300 V	600 V

cUL Recognized		http://database.ul.com/cgi-bin/XYV/template/LISEXT/1FRAME/index.htm	FILE E 60425
	B	C	D
mm ² /AWG/kcmil	30-10	30-10	30-10
Nominal current IN	35 A	35 A	5 A
Nominal voltage UN	300 V	300 V	600 V

LR		http://www.lr.org/en	96/20012
----	---	---	----------

EAC			B.01742
-----	---	--	---------

DNV GL	http://exchange.dnv.com/tari/	TAE00001EZ
--------	---	------------

Base strip - DFK-PC 4/ 3-GF-7,62 - 1840560

Approvals

cULus Recognized



<http://database.ul.com/cgi-bin/XYV/template/LISEXT/1FRAME/index.htm>

Accessories

Accessories

Coding element

Coding profile - CP-PC RD - 1701967



Coding profile, for plugging into the coding ribs of the plug at a later date, insulating material, color: Red

Labeled terminal marker

Marker card - SK 7,62/3,8:FORTL.ZAHLEN - 0804549



Marker card, Card, white, labeled, Horizontal: Consecutive numbers 1 - 10, 11 - 20, etc. up to 91 - 100, Mounting type: adhesive, for terminal block width: 7.62 mm, Lettering field: 7.62 x 3.8 mm

Mounting material

Screw set - DFK-MSTB-SS - 0708263



Screw set, for securing the header to the device wall, consists of an M3 x 10 screw, with a spring washer and a nut

Screwdriver tools

Base strip - DFK-PC 4/ 3-GF-7,62 - 1840560

Accessories

Screwdriver - SZS 0,6X3,5 - 1205053



Actuation tool, for ST terminal blocks, insulated, also suitable for use as a bladed screwdriver, size: 0.6 x 3.5 x 100 mm, 2-component grip, with non-slip grip

Additional products

Printed-circuit board connector - PC 4/ 3-STF-7,62 - 1828252



Plug component, nominal current: 20 A, rated voltage (III/2): 630 V, number of positions: 3, pitch: 7.62 mm, connection method: Screw connection with tension sleeve, Color: green, contact surface: Tin

Printed-circuit board connector - PC 5/ 3-STF1-7,62 - 1777846



Plug component, nominal current: 41 A, rated voltage (III/2): 1000 V, number of positions: 3, pitch: 7.62 mm, connection method: Screw connection with tension sleeve, Color: green, contact surface: Tin

Printed-circuit board connector - SPC 5/ 3-STF-7,62 - 1996139



Plug component, nominal current: 41 A, rated voltage (III/2): 1000 V, number of positions: 3, pitch: 7.62 mm, connection method: Push-in spring connection, Color: green, contact surface: Tin

Printed-circuit board connector - TSPC 5/ 3-STF-7,62 - 1728219



Plug component, nominal current: 41 A, rated voltage (III/2): 1000 V, number of positions: 3, pitch: 7.62 mm, connection method: Push-in spring connection, Color: green, contact surface: Tin

