

## Surge protection device - TTC-6P-2X1-24DC-UT-I - 2906810

Please be informed that the data shown in this PDF Document is generated from our Online Catalog. Please find the complete data in the user's documentation. Our General Terms of Use for Downloads are valid (<http://phoenixcontact.com/download>)



Surge protection, consisting of protective plug and base element, with integrated status indicator for two signal wires with common reference potential, e.g., Digital IN/OUT.

### Your advantages

- ✓ Space-saving installation due to the narrow overall width of 6.2 mm
- ✓ Signaling without additional auxiliary power, thanks to the mechanical status indicator
- ✓ Optional remote signaling module monitors up to 40 items, without additional wiring
- ✓ The signal is not influenced during maintenance work, thanks to the impedance-neutral insertion and removal of protective plugs
- ✓ Error-free replacement of protective plugs, thanks to coding
- ✓ Safe behavior in the event of overload, thanks to the integrated disconnect device
- ✓ Simple testing and documentation with CHECKMASTER 2, thanks to pluggable protective modules



### Key Commercial Data

Packing unit	1 pc
GTIN	
GTIN	4055626135748

### Technical data

#### Dimensions

Height	105.8 mm
Width	6.2 mm +0.1 mm
Depth	100 mm (incl. DIN rail 7.5 mm)

#### Ambient conditions

Ambient temperature (operation)	-40 °C ... 85 °C
Ambient temperature (storage/transport)	-40 °C ... 85 °C
Altitude	≤ 4000 m (amsl (above mean sea level))
Degree of protection	IP20

# Surge protection device - TTC-6P-2X1-24DC-UT-I - 2906810

## Technical data

### General

Housing material	PBT
Flammability rating according to UL 94	V-0
Color	traffic grey A RAL 7042
	light gray RAL 7035
Mounting type	DIN rail: TH 35 - 7.5 mm
Type	DIN rail module, two-section, divisible
Direction of action	Line-Line & Line-Signal Ground/Shield & optional Signal Ground/Shield-Earth Ground

### Protective circuit

IEC test classification	C1
	C2
	C3
	D1
Nominal voltage $U_N$	24 V DC
Maximum continuous voltage $U_C$	30 V DC
Rated current	600 mA (56 °C)
Operating effective current $I_C$ at $U_C$	$\leq 5 \mu A$
Residual current $I_{PE}$	$\leq 10 \mu A$
Nominal discharge current $I_n$ (8/20) $\mu s$ (line-earth)	5 kA
Pulse discharge current $I_{imp}$ (10/350) $\mu s$ (line-earth)	0.5 kA
Total discharge current $I_{total}$ (8/20) $\mu s$	10 kA
Voltage protection level $U_p$ (line-earth)	$\leq 140 V$ (C1 - 1 kV/500 A)
	$\leq 190 V$ (C2 - 10 kV / 5 kA)
	$\leq 45 V$ (C3 - 25 A)
	$\leq 50 V$ (C3 - 100 A)
Voltage protection level $U_p$ static (line-earth)	$\leq 55 V$ (C1 - 1 kV/500 A)
	$\leq 120 V$ (C2 - 10 kV / 5 kA)
Response time $t_A$ (line-earth)	$\leq 1 ns$
Input attenuation aE, asym.	typ. 0.3 dB ( $\leq 270 kHz/150 \Omega$ )
Cut-off frequency $f_g$ (3 dB), asym. (PE) in 150 Ohm system	typ. 960 kHz
Capacity (line-earth)	typ. 2.2 nF
Resistance in series	1.65 $\Omega \pm 20 \%$
Surge protection fault message	optical
Max. required back-up fuse	630 mA (FF)
Impulse durability (line-earth)	C1 - 1 kV/500 A
	C2 - 10 kV/5 kA
	C3 - 100 A
	D1 - 500 A
Pulse reset time (line-earth)	$\leq 300 ms$

### Additional technical data

# Surge protection device - TTC-6P-2X1-24DC-UT-I - 2906810

## Technical data

### Additional technical data

Max. total discharge current $I_{total\ max} (8/20) \mu s$	20 kA (1x)
--	------------

### Connection data

Connection method	Screw connection
Screw thread	M3
Tightening torque	0.5 Nm ... 0.6 Nm
Stripping length	8 mm
Conductor cross section flexible	0.2 mm <sup>2</sup> ... 2.5 mm <sup>2</sup>
Conductor cross section solid	0.2 mm <sup>2</sup> ... 4 mm <sup>2</sup>
Conductor cross section AWG	24 ... 12

### Standards and Regulations

Standards/specifications	IEC 61643-21 2000 + corrigendum 2001 + A1:2008, modified + A2:2012
	EN 61643-21 2001 + A1:2009 + A2:2013

### Environmental Product Compliance

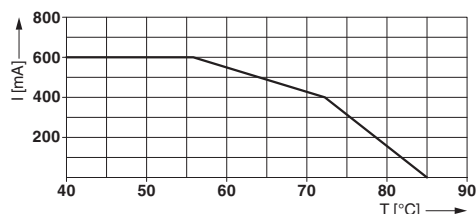
REACH SVHC	Lead 7439-92-1
------------	----------------

## Drawings

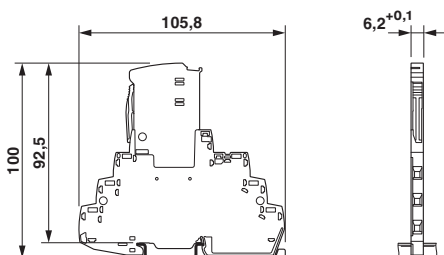
### Pictogram



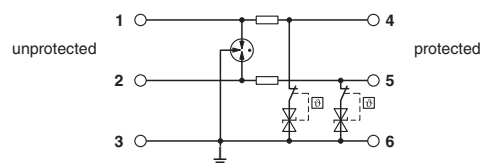
### Diagram



### Dimensional drawing



### Circuit diagram



## Approvals

### Approvals

### Approvals





UL Listed / CSA / CSAus / DNV GL / cCSAus

# Surge protection device - TTC-6P-2X1-24DC-UT-I - 2906810

## Approvals

Ex Approvals

### Approval details

UL Listed		<a href="http://database.ul.com/cgi-bin/XYV/template/LISEXT/1FRAME/index.htm">http://database.ul.com/cgi-bin/XYV/template/LISEXT/1FRAME/index.htm</a>	FILE E 138168
CSA		<a href="http://www.csagroup.org/services-industries/product-listing/">http://www.csagroup.org/services-industries/product-listing/</a>	70136717
CSAus		<a href="http://www.csagroup.org/services-industries/product-listing/">http://www.csagroup.org/services-industries/product-listing/</a>	70136717
DNV GL		<a href="http://exchange.dnv.com/tari/">http://exchange.dnv.com/tari/</a>	TAE000027G
cCSAus		<a href="http://www.csagroup.org/services-industries/product-listing/">http://www.csagroup.org/services-industries/product-listing/</a>	

Phoenix Contact 2018 © - all rights reserved  
<http://www.phoenixcontact.com>

PHOENIX CONTACT GmbH & Co. KG  
Flachsmarktstr. 8  
32825 Blomberg  
Germany  
Tel. +49 5235 300  
Fax +49 5235 3 41200  
<http://www.phoenixcontact.com>