

Type 2 surge protection device - VAL-US-48/40/1+1V-FM - 2910344

Please be informed that the data shown in this PDF Document is generated from our Online Catalog. Please find the complete data in the user's documentation. Our General Terms of Use for Downloads are valid (<http://phoenixcontact.com/download>)




Surge protective device, two channels with remote indicator contact for 48 V DC, 2-wire plus ground

Why buy this product

- ✓ Single-channel, DIN-rail mountable protective devices
- ✓ Disconnect device on each individual plug
- ✓ Mechanical coding of all slots
- ✓ Consists of base element and plug
- ✓ Optical, mechanical status indication for the individual arresters
- ✓ Base element with/without floating remote indication contact

Key Commercial Data

Packing unit	1 STK
GTIN	 4 055626 444864
GTIN	4055626444864

Technical data

Dimensions

Height	96.8 mm
Width	35.6 mm
Depth	65.5 mm
Horizontal pitch	2 Div.

Ambient conditions

Degree of protection	IP20 (only when all terminal points are used)
Ambient temperature (operation)	-40 °C ... 80 °C
Ambient temperature (storage/transport)	-40 °C ... 80 °C
Altitude	≤ 2000 m (amsl (above mean sea level))
Permissible humidity (operation)	5 % ... 95 %

Type 2 surge protection device - VAL-US-48/40/1+1V-FM - 2910344

Technical data

Ambient conditions

Shock (operation)	25g (Half-sine / 11 ms / 3x ±X, ±Y, ±Z)
Vibration (operation)	5g (10 ... 500 Hz / 2.5 h / X, Y, Z)

General

IEC test classification	II
	T2
EN type	T2
IEC power supply system	DC
Mode of protection	(DC+) - (DC-)
	(DC+/DC-) - PE
Mounting type	DIN rail: 35 mm
Color	jet black RAL 9005
Housing material	PA 6.6
	PBT
Degree of pollution	2
Flammability rating according to UL 94	V-0
Type	DIN rail module, two-section, divisible
Number of positions	2
Surge protection fault message	Optical, remote indicator contact

Protective circuit

Nominal voltage U_N	60 V DC ±10 %
	-48 V DC ±10 % (RRH)
Maximum continuous voltage U_C	100 V DC
Rated load current I_L	80 A
Residual current I_{PE}	≤ 0.45 mA
Nominal discharge current I_n (8/20) μs	15 kA
Short-circuit current rating I_{SCCR}	5 kA
Voltage protection level U_p (DC+) - (DC-)	≤ 0.55 kV
Voltage protection level U_p (DC+/DC-) - PE	≤ 0.55 kV
Residual voltage U_{res}	≤ 0.55 kV (at I_n)
	≤ 0.425 kV (at 10 kA)
	≤ 0.325 kV (at 5 kA)
	≤ 0.275 kV (at 3 kA)
Response time t_A	≤ 25 ns
Max. backup fuse with V-type through wiring	80 A (gG)
Max. backup fuse with branch wiring	125 A (gG)

Indicator/remote signaling

Switching function	PDT contact
Operating voltage	5 V AC ... 250 V AC
	30 V DC

Type 2 surge protection device - VAL-US-48/40/1+1V-FM - 2910344

Technical data

Indicator/remote signaling

Operating current	5 mA AC ... 1.5 A AC
	1 A DC
Connection method	Screw connection
Screw thread	M2
Tightening torque	0.25 Nm
Stripping length	7 mm
Conductor cross section flexible	0.14 mm ² ... 1.5 mm ²
Conductor cross section solid	0.14 mm ² ... 1.5 mm ²
Conductor cross section AWG	28 ... 16

Connection data

Connection method	Screw connection
Screw thread	M5
Tightening torque	4.5 Nm (1,5 mm ² ... 16 mm ²)
	4.5 Nm (25 mm ² ... 35 mm ²)
Stripping length	16 mm
Conductor cross section flexible	1.5 mm ² ... 25 mm ²
Conductor cross section solid	1.5 mm ² ... 35 mm ²
Conductor cross section AWG	15 ... 2

UL specifications

SPD Type	4CA
Nominal voltage	60 V DC
Mode of protection	(DC+) - (DC-)
	(DC+) - G
Power distribution system	DC
Nominal discharge current I _n	20 kA
Maximum Surge Current per Phase	40 kA

UL indicator/remote signaling

Operating voltage	125 V AC
Operating current	1 A AC
Tightening torque	2 lb _F -in. ... 4 lb _F -in.
Conductor cross section AWG	30 ... 14

UL connection data

Conductor cross section AWG	10 ... 2
Tightening torque	30 lb _F -in.

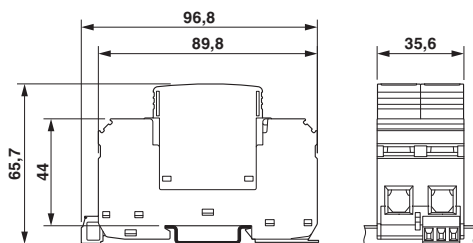
Standards and Regulations

Standards/regulations	IEC 61643-11 2011
	EN 61643-11 2012

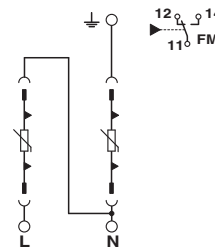
Type 2 surge protection device - VAL-US-48/40/1+1V-FM - 2910344

Drawings

Dimensional drawing



Circuit diagram



Approvals

Approvals

Approvals

UL Listed / cUL Listed / cULus Listed

Ex Approvals

Approval details

UL Listed		http://database.ul.com/cgi-bin/XYV/template/LISEXT/1FRAME/index.htm	FILE E 330181
-----------	--	---	---------------

cUL Listed		http://database.ul.com/cgi-bin/XYV/template/LISEXT/1FRAME/index.htm	FILE E 330181
------------	--	---	---------------

cULus Listed		http://database.ul.com/cgi-bin/XYV/template/LISEXT/1FRAME/index.htm	
--------------	--	---	--

Phoenix Contact 2018 © - all rights reserved
<http://www.phoenixcontact.com>

PHOENIX CONTACT GmbH & Co. KG
Flachsmarktstr. 8
32825 Blomberg
Germany
Tel. +49 5235 300
Fax +49 5235 3 41200
<http://www.phoenixcontact.com>