

SETRON, Switch disconnecter 3LD, emergency switching-off switch, 3- pole, Iu: 16 A, operating power / at AC-23 A 400 V: 7.5 kW, floor mounting with door coupling, rotary operating mechanism, Red / yellow, 4-hole mounting of the handle



Model	
Product brand name	SETRON
Product designation	3LD Switch disconnecter
Design of the product	EMERGENCY-STOP switch
Display version / for switch position indicator manual operation	1 ON - 0 OFF
Design of the operating mechanism	Short rotary knob
Design of handle	rotary operating mechanism, red/yellow
Type of the driving mechanism / motor drive	No

General technical data	
Number of poles	3
Type of device	fixed mounting
Type of switch	Floor mounting with door coupling
Size of switch disconnecter	1
Operating frequency / maximum	50 1/h

Voltage	
Insulation voltage / rated value	690 V
Surge voltage resistance / rated value	6 kV

Current / at AC / rated value	16 A
<b>Protection class</b>	
Protection class IP	IP65
Protection class IP / on the front	IP65
<b>Dissipation</b>	
Power loss [W] / for rated value of the current / at AC / in hot operating state / per pole	0.5 W
<b>Electricity</b>	
Continuous current / rated value	16 A
Continuous current / of upstream fuse / rated value	20 A
Short-time current resistance (I <sub>cw</sub> ) / at 690 V / limited to 1 s / rated value	340 A
<b>Main circuit</b>	
Operating frequency	
• initial value	50 Hz
• Full-scale value	60 Hz
Operating power	
• at AC-23 A / at 400 V / rated value	7.5 kW
• at AC-23 A / at 690 V / rated value	7.5 kW
• at AC-3 / at 400 V / rated value	5.5 kW
• at AC-3 / at 690 V / rated value	5.5 kW
Operating voltage	
• at AC / at 50/60 Hz / rated value	690 V
<b>Auxiliary circuit</b>	
Number of CO contacts / for auxiliary contacts	0
Number of NC contacts / for auxiliary contacts	0
Number of NO contacts / for auxiliary contacts	0
Operating voltage / of auxiliary contacts / at AC / maximum	500 V
Continuous current / of the auxiliary contact / rated value	10 A
Insulation voltage / of the auxiliary switch / rated value	500 V
<b>Suitability</b>	
<b>Suitability for use</b>	
• Main switch	Yes
• switch disconnector	Yes
• EMERGENCY OFF switch	Yes
• safety switch	Yes
• maintenance/repair switch	Yes

Product details	
Product feature / interlock	Yes
Number of bracket locks / maximum	3
Hasp thickness / of bracket locks / minimum	4 mm
Hasp thickness / of bracket locks / maximum	8 mm
Product extension / optional	
• motor drive	No
• Voltage trigger	No

Short circuit	
Conditional short-circuit current / with line-side fuse protection	
• at 690 V / by gG fuse / rated value	50 kA

Connections	
<b>Type of connectable conductor cross-sections</b>	
• for copper conductor / solid	1x (1...6mm <sup>2</sup> )
• for copper conductor / finely stranded / with core end processing	1x (1...4mm <sup>2</sup> )
• for copper conductor / stranded	1x (1..6mm <sup>2</sup> )
• for auxiliary contacts / solid	2x (0.75 ... 2.5 mm <sup>2</sup> ), 1x 4 mm <sup>2</sup>
• for auxiliary contacts / finely stranded / with core end processing	2x (0.75 ... 1.5 mm <sup>2</sup> ), 1x 2.5 mm <sup>2</sup>
• for auxiliary contacts / stranded	2x (0.75 ... 2.5 mm <sup>2</sup> ), 1x 4 mm <sup>2</sup>
<b>Type of electrical connection</b>	
• for main current circuit	box terminal
• for auxiliary contacts	connection terminals

Requirements	
Design of the fuse link	
• for short-circuit protection of the main circuit / required	fuse gL/gG: 20 A
• for short-circuit protection of the auxiliary switch / required	fuse gL/gG: 10 A

Mechanical Design	
Height	84 mm
Width	67 mm
Depth	429.5 mm
Mounting type	Built-in unit fixed-mounted version
Mounting type	
• front mounting with 4-hole attachment	Yes
• front mounting with central attachment	No
• rail mounting	Yes
Net weight	410 g

## Environmental conditions

Ambient temperature

-25 ... +55 °C

## Certificates

Reference code

- acc. to DIN EN 61346-2
- acc. to DIN EN 81346-2

S

SF

## General Product Approval

## Test Certificates



CCC



CSA



UL



VDE

[Miscellaneous](#)

[Special Test Certificate](#)

Shipping Approval

other



LRS

[Environmental Conformations](#)

## Further information

**Information- and Downloadcenter (Catalogs, Brochures,...)**

<http://www.siemens.com/lowvoltage/catalogs>

**Industry Mall (Online ordering system)**

<https://mall.industry.siemens.com/mall/en/en/Catalog/product?mlfb=3LD2013-0TK53>

**Service&Support (Manuals, Certificates, Characteristics, FAQs,...)**

<https://support.industry.siemens.com/cs/ww/en/ps/3LD2013-0TK53>

**Image database (product images, 2D dimension drawings, 3D models, device circuit diagrams, ...)**

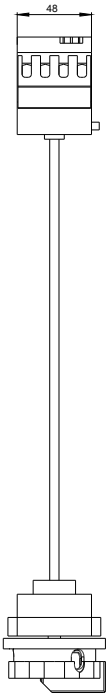
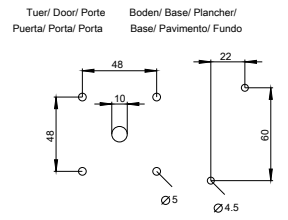
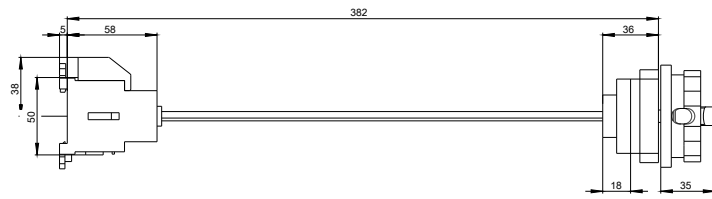
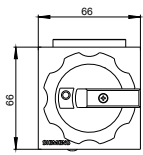
[http://www.automation.siemens.com/bilddb/cax\\_en.aspx?mlfb=3LD2013-0TK53](http://www.automation.siemens.com/bilddb/cax_en.aspx?mlfb=3LD2013-0TK53)

**CAX-Online-Generator**

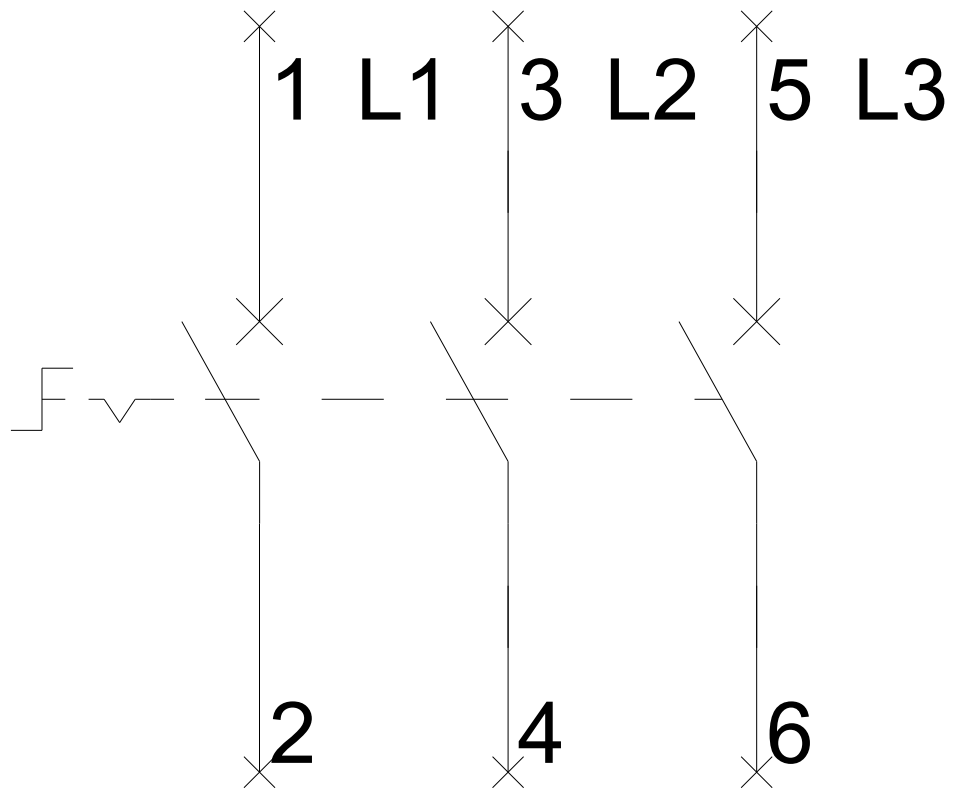
<http://www.siemens.com/cax>

**Tender specifications**

<http://www.siemens.com/specifications>



**-Q1**



# -CI

