



OVERLOAD RELAY, 1.8...2.5 A, 1NO+1NC,
SIZE S00, CLASS 10,
FOR CONTACTOR MOUNTING

General technical data:

product brand name		SIRIUS
Product designation		thermal overload relay
Size of overload relay		S00
Number of poles / for main current circuit		3
Product function / removable terminal for auxiliary and control circuit		No
Impulse voltage resistance / rated value	kV	6
Protection class IP / on the front		IP20
Protection against electrical shock		finger-safe
Installation altitude / at a height over sea level / maximum	m	2,000
Resistance against shock		8g / 10 ms
Ambient temperature		
• during transport	°C	-55 ... +80
• during storage	°C	-55 ... +80
• during operating	°C	-20 ... +70
Relative humidity / during operating phase / maximum	%	100
Type of protection		DMT 98 ATEX G 001
Active power loss / total / typical	W	6.6
Size of the contactor / can be combined / company-specific		S00

Main circuit:		
Operating current / of the fuse link / rated value	A	10
Service power / at AC-3		
• at 400 V	kW	0.75
Type of assignment		2

Auxiliary circuit:		
Number of NC contacts / for auxiliary contacts		1
Number of NO contacts / for auxiliary contacts		1
Number of changeover contacts / for auxiliary contacts		0
Design of the fuse link / for short-circuit protection of the auxiliary switch / required		fuse gL/gG: 6 A, quick: 10 A
Operating current / of the auxiliary contacts / at AC-15		
• at 24 V	A	3
• at 110 V	A	3
• at 120 V	A	3
• at 125 V	A	3
• at 230 V	A	2
• at 400 V	A	1
Operating current / of the auxiliary contacts / at DC-13		
• at 24 V	A	1
• at 110 V	A	0.22
• at 125 V	A	0.22
• at 220 V	A	0.11





Protection function:		
Trip class		CLASS 10
Adjustable response current		
• of the current-dependent overload release	A	1.8 ... 2.5

Installation/mounting/dimensions:		
Mounting type		direct mounting
mounting position		with vertical mounting surface +/-135° rotatable, with vertical mounting surface +/- 45° tiltable to the front and back
Depth	mm	78
Height	mm	87
Width	mm	45

Connections:		
Design of the electrical connection		
• for main current circuit		screw-type terminals

<ul style="list-style-type: none"> • for auxiliary and control current circuit 	screw-type terminals
Type of the connectable conductor cross-section <ul style="list-style-type: none"> • for main contacts <ul style="list-style-type: none"> • solid • finely stranded <ul style="list-style-type: none"> • with conductor end processing • for AWG conductors / for main contacts • for auxiliary contacts <ul style="list-style-type: none"> • solid • finely stranded <ul style="list-style-type: none"> • with conductor end processing • for AWG conductors / for auxiliary contacts 	<p>2x (0.5 ... 1.5 mm²), 2x (0.75 ... 2.5 mm²), 2x 4 mm² max.</p> <p>2x (0.5 ... 1.5 mm²), 2x (0.75 ... 2.5 mm²)</p> <p>2x (20 ... 16), 2x (18 ... 14), 2x 12</p> <p>2x (0.5 ... 1.5 mm²), 2x (0.75 ... 2.5 mm²)</p> <p>2x (0.5 ... 1.5 mm²), 2x (0.75 ... 2.5 mm²)</p> <p>2x (20 ... 16), 2x (18 ... 14)</p>

Certificates/approvals:

General Product Approval	For use in hazardous locations	Declaration of Conformity
 CCC  CSA  EAC  UL  ATEX  EG-Konf.		

Test Certificates

Special Test Certificate	Type Test Certificates/Test Report
--	--

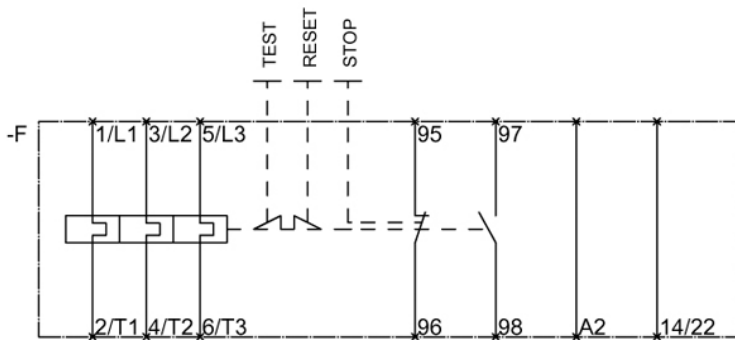
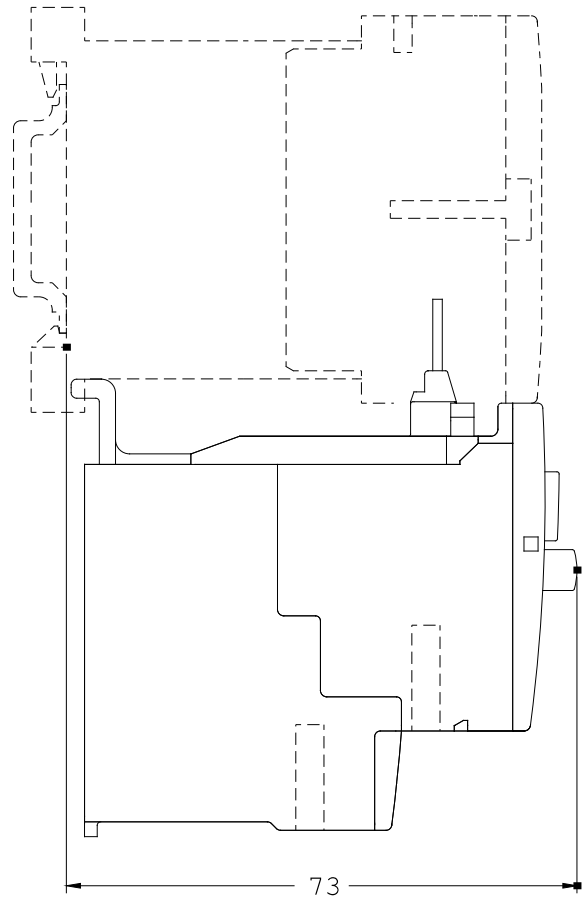
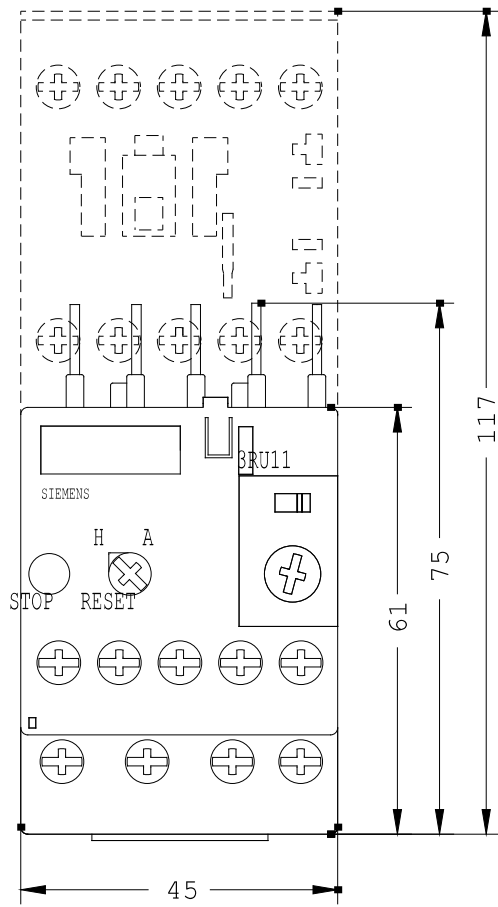
Shipping Approval

 ABS  DNV  GL  LRS  PRS
--

Shipping Approval	other
 RINA  RMRS	other Environmental Confirmations

Further information:

- Information- and Downloadcenter (Catalogs, Brochures,...)**
<http://www.siemens.com/industrial-controls/catalogs>
- Industry Mall (Online ordering system)**
<http://www.siemens.com/industrial-controls/mall>
- Cax online generator:**
<http://www.siemens.com/cax>
- Service&Support (Manuals, Certificates, Characteristics, FAQs,...)**
<http://support.automation.siemens.com/WW/view/en/3RU1116-1CB0/all>



last change:

Mar 17, 2014