

Miniature circuit breaker 240 V 14kA, 1-pole, C, 10A, D=70 mm according to UL 489



Model	
Product brand name	SENTRON
Product designation	Miniature circuit breakers
Design of the product	Miniature circuit-breaker 5SJ4
General technical data	
Number of poles	1
Number of poles / Note	1P
Tripping characteristic class	C
Installation environment regarding EMC	Suitable for environment B (immunity to interference not applicable)
circuit-breaker / Design	5SJ4
Mechanical service life (switching cycles) / typical	20 000
Reference code / acc. to DIN 40719 extended according to IEC 204-2 / acc. to IEC 750	F
Overvoltage category	3
Degree of pollution	3
Voltage	
Insulation voltage / at AC / rated value	440 V

Supply voltage	
Type of voltage	AC/DC
Operating current / at AC / rated value	10 A
Supply voltage / at AC / rated value	400 V
Operating voltage	
<ul style="list-style-type: none"> at AC / acc. to UL 489 and CSA C22.2 No. 5-02 / maximum 	240 V
<ul style="list-style-type: none"> at DC / rated value / maximum 	60 V
<ul style="list-style-type: none"> at DC / 1-channel / acc. to UL 489 and CSA C22.2 No. 5-02 / maximum 	60 V
<ul style="list-style-type: none"> at DC / 2-channel / acc. to UL 489 and CSA C22.2 No. 5-02 / maximum 	125 V
Supply voltage frequency	
<ul style="list-style-type: none"> rated value 	50 Hz

Protection class	
Protection class IP	IP20, with connected conductors, IP 40 in the handle range

Switching capacity	
Switching capacity current	
<ul style="list-style-type: none"> acc. to EN 60898 / rated value 	10 kA
<ul style="list-style-type: none"> acc. to IEC 60947-2 / rated value 	15 kA

Dissipation	
Power loss [W] / for rated value of the current / at AC / in hot operating state / per pole	1.4 W

Current	
Tripping residual / rated value / derated current / at 40 Cel	10 A

Main circuit	
Type of voltage supply / at AC / acc. to UL 489 and CSA C22.2 No. 5-02	240
Suitability for operation	Mechanical engineering / industry

Product details	
Product function / neutral conductor switching	No
Product feature / Touch protection	Yes
Product component	
<ul style="list-style-type: none"> Tunnel terminals top 	No
<ul style="list-style-type: none"> Tunnel terminals bottom 	No
<ul style="list-style-type: none"> combined terminal top 	Yes
<ul style="list-style-type: none"> combined terminal bottom 	Yes
Product feature	
<ul style="list-style-type: none"> halogen-free 	Yes
<ul style="list-style-type: none"> sealable 	Yes

• silicon-free	Yes
Product extension / can be installed / supplementary devices	Yes

Product function

Product function / Note	Terminal tightening torque for Cu, 60/75°C; 3.5Nm/31lb.in
-------------------------	---

Short circuit

Breaking capacity short-circuit current (I _{cn}) / at AC / acc. to UL 1077 and CSA C22.2 No.235	14 kA
---	-------

Connections

Connectable conductor cross-section / finely stranded / with core end processing	
• minimum	1.5 mm ²
• maximum	25 mm ²
Position / of power supply cord	Any

Mechanical Design





Height	110 mm
Width	18 mm
Depth	70 mm
Installation depth	70 mm
Number of width units	1
Mounting type	on standard mounting rail
Mounting position	any
Net weight	169 g

Environmental conditions

Influence of the surrounding temperature	max. 95% humidity
Vibration resistance	50 m/s ² at 25 to 150Hz and 60m/s ² at 35Hz (4sec)
Vibration resistance / acc. to IEC 60068-2-6	50 m/s ² at 25 to 150Hz and 60m/s ² at 35Hz (4sec)
Ambient temperature	
• minimum	-25 °C
• maximum	55 °C
Ambient temperature / during storage	
• minimum	-40 °C
• maximum	75 °C

Certificates

Reference code	
• acc. to DIN EN 61346-2	F
• acc. to DIN EN 81346-2	F

General Product Approval			Declaration of Conformity	Test Certificates	
 CCC	 UL	 VDE	 EG-Konf.	Miscellaneous	Special Test Certificate

Further information

Information- and Downloadcenter (Catalogs, Brochures,...)

<http://www.siemens.com/lowvoltage/catalogs>

Industry Mall (Online ordering system)

<https://mall.industry.siemens.com/mall/en/en/Catalog/product?mlfb=5SJ4110-7HG41>

Service&Support (Manuals, Certificates, Characteristics, FAQs,...)

<https://support.industry.siemens.com/cs/ww/en/ps/5SJ4110-7HG41>

Image database (product images, 2D dimension drawings, 3D models, device circuit diagrams, ...)

http://www.automation.siemens.com/bilddb/cax_en.aspx?mlfb=5SJ4110-7HG41

CAX-Online-Generator

<http://www.siemens.com/cax>

Tender specifications

<http://www.siemens.com/specifications>

