

SS4-40-3.00-L-D-K-TR

ST4-20-1.00-L-D-P-TR

SS4-20-3.00-L-D-K-TR

ST4-40-1.00-L-D-P-TR

SS4, ST4 SERIES

(0.40 mm) .0158"

ULTRA-FINE PITCH SOCKET & HEADER

SS4 Mates with:

ST4

ST4 Mates with:

SS4

SPECIFICATIONS

For complete specifications and recommended PCB layouts see www.samtec.com?SS4 or www.samtec.com?ST4

Insulator Material:
Black LCP

Contact Material:
Phosphor Bronze

Plating:

Au or Sn over

50 μ" (1.27 μm) Ni

Current Rating:

1.6 A per pin

(2 pins powered)

Operating Temp Range:

-55 °C to +125 °C

RoHS Compliant:

Yes

PROCESSING

Lead-Free Solderable:

Yes

SMT Lead Coplanarity:

(0.10 mm) .004" max

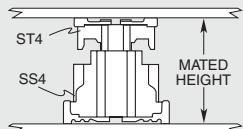
RECOGNITIONS

For complete scope of recognitions see www.samtec.com/quality



FILE NO. E111594

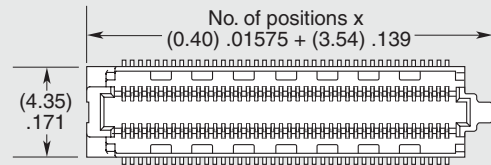
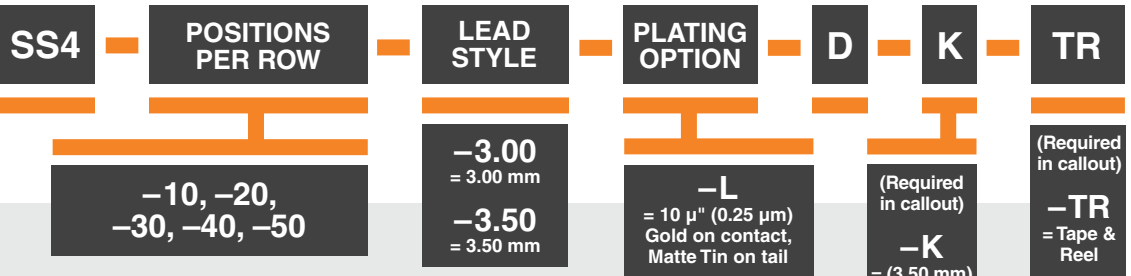
MATED HEIGHT



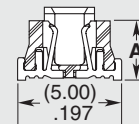
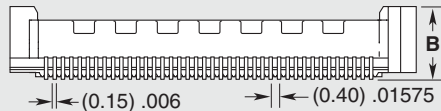
MATED HEIGHT*		
ST4 LEAD STYLE	SS4 LEAD STYLE	
	-3.00	-3.50
-1.00	(4.00) .157	(4.50) .177
-1.50	(4.50) .177	(5.00) .197
-2.50	(5.50) .217	(6.00) .236

*Processing conditions will affect mated height.

Note:
Some lengths, styles and options are non-standard, non-returnable.



LEAD STYLE	A	B
-3.00	(2.85) .112	(3.50) .138
-3.50	(3.35) .132	(4.00) .157



HIGH-SPEED CHANNEL PERFORMANCE

SS4/ST4 @ 4 mm Mated Stack Height

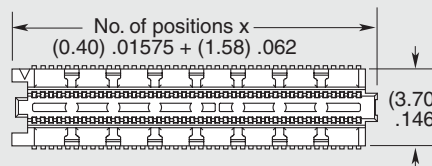
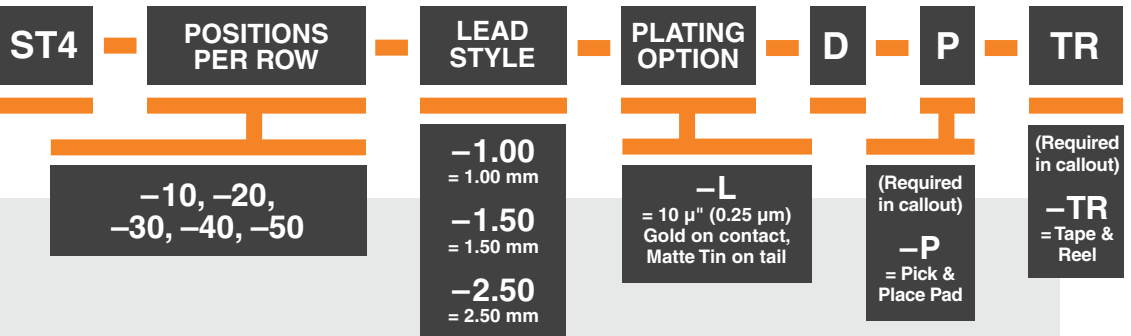
Rating based on Samtec reference channel. For full SI performance data visit Samtec.com or contact SIG@samtec.com

28
Gbps

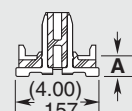
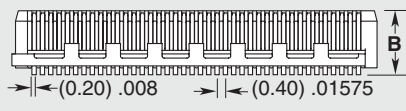
POWER/SIGNAL APPLICATION



Compatible with UMPT/UMPS for flexible two-piece power/signal solutions



LEAD STYLE	A	B
-1.00	(1.00) .039	(3.08) .121
-1.50	(1.50) .059	(3.58) .141
-2.50	(2.50) .098	(4.58) .180



Due to technical progress, all designs, specifications and components are subject to change without notice.

WWW.SAMTEC.COM

All parts within this catalog are built to Samtec's specifications. Customer specific requirements must be approved by Samtec and identified in a Samtec customer-specific drawing to apply.