




# MLG1005S0N7CT000

Applications	 Commercial Grade
Feature	 Multilayer
	 Non-Magnetic Core (Dielectric Ceramic)
Series	MLG Series / MLG1005S Type
Status	Production



Size	
Length(L)	1.00mm +/-0.05mm
Width(W)	0.50mm +/-0.05mm
Thickness(T)	0.50mm +/-0.05mm
Recommended Land Pattern (A)	0.50mm Nom.
Recommended Land Pattern (B)	0.40mm Nom.
Recommended Land Pattern (C)	0.50mm Nom.

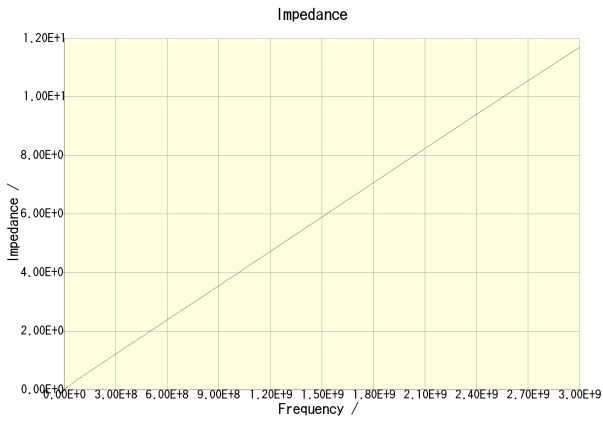
Electrical Characteristics	
Inductance	0.7nH +/-0.2nH at 100MHz
Rated Current (Temperature Rise) [Max.]	1A (20degC Rise)
Self-Resonant Frequency [Min.]	10GHz
Self-Resonant Frequency [Typ.]	18.7GHz
Q [Min.]	
Q [Typ.]	
DC Resistance [Nom.]	20mΩ
DC Resistance [Max.]	100mΩ

Other	
Operating Temp. Range (Including Self-Temp. Rise)	-55 to 125degC
Soldering Method	Reflow, Iron Soldering
AEC Q200	No
Packing	Punched (Paper)Taping [180mm Reel]
Package Quantity	10000Pcs Min.
Weight	0.001g

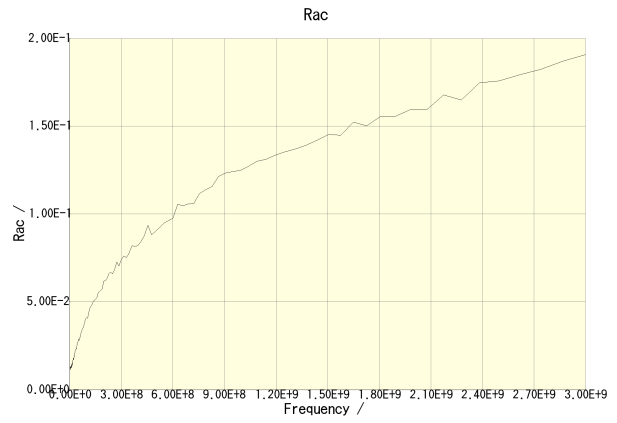
•This PDF document was created based on the data listed on the TDK Corporation website.  
 •All specifications are subject to change without notice.

# MLG1005S0N7CT000

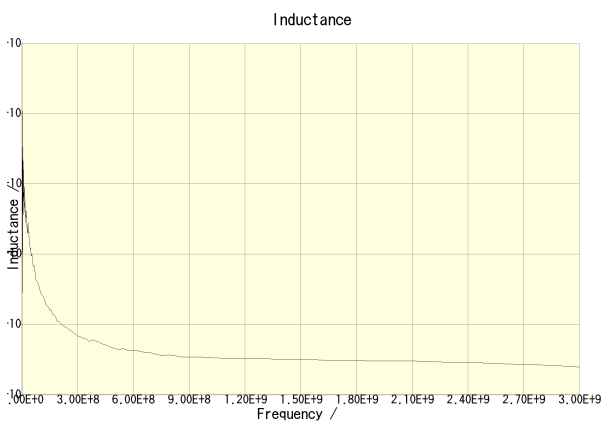
**Characteristic Graphs** (This is reference data, and does not guarantee the product's characteristics.)



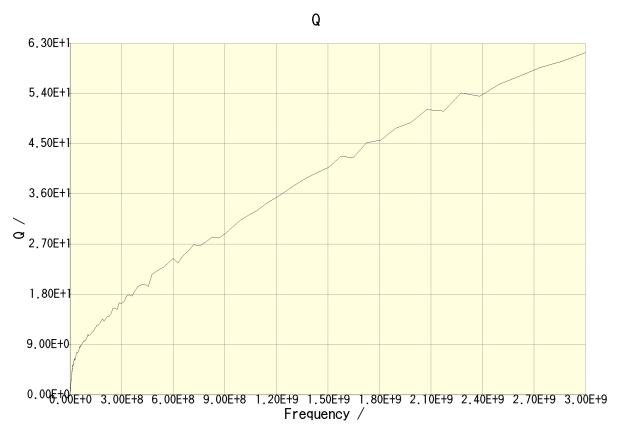
**MLG1005S0N7CT000**



**MLG1005S0N7CT000**



**MLG1005S0N7CT000**



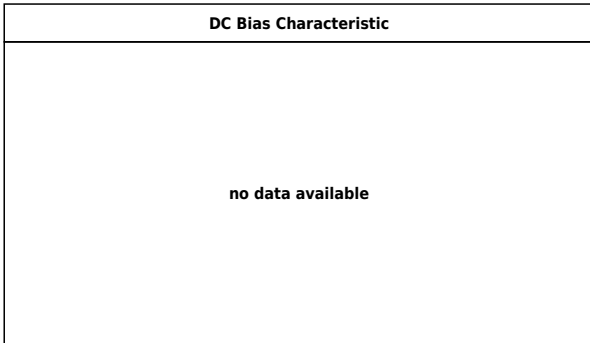


**MLG1005S0N7CT000**

•This PDF document was created based on the data listed on the TDK Corporation website.  
 •All specifications are subject to change without notice.

# MLG1005S0N7CT000

**Characteristic Graphs** (This is reference data, and does not guarantee the product's characteristics.)



•This PDF document was created based on the data listed on the TDK Corporation website.  
•All specifications are subject to change without notice.