



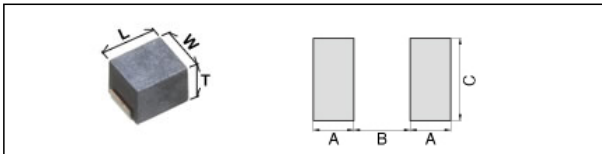


# NLCV32T-R47M-PFR

Applications		Commercial Grade
Feature		Wire Wound
		No Directivity
		Ferrite Core
Series	NLCV-PF Series / NLCV32-PFR Type	
Status	Production	



Size	
Length(L)	3.20mm +/-0.20mm
Width(W)	2.50mm +/-0.20mm
Thickness(T)	2.20mm +/-0.20mm
Recommended Land Pattern (A)	1.20mm Nom.
Recommended Land Pattern (B)	2.00mm Nom.
Recommended Land Pattern (C)	2.00mm Nom.

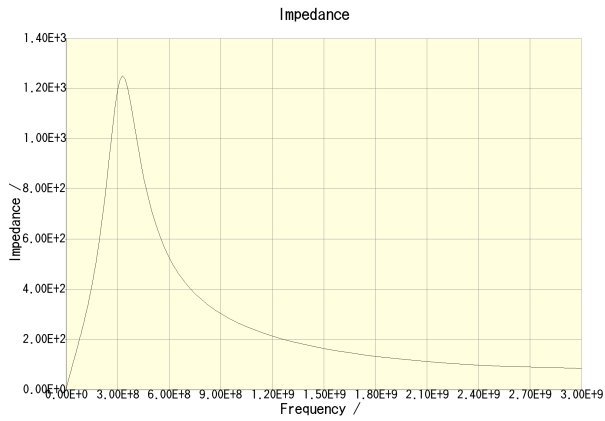
Electrical Characteristics	
Inductance	470nH +/-20% at 25.2MHz
Rated Current	2A
Self-Resonant Frequency [Min.]	250MHz
Q [Typ.]	10 at 25.2MHz
DC Resistance [Nom.]	38mΩ
DC Resistance [Max.]	45.6mΩ

Other	
Operating Temp. Range (Including Self-Temp. Rise)	-40 to 125degC
Soldering Method	Flow, Reflow, Iron Soldering
AEC Q200	No
Packing	Blister (Plastic)Taping [180mm Reel]
Package Quantity	2000Pcs Min.
Weight	0.05g

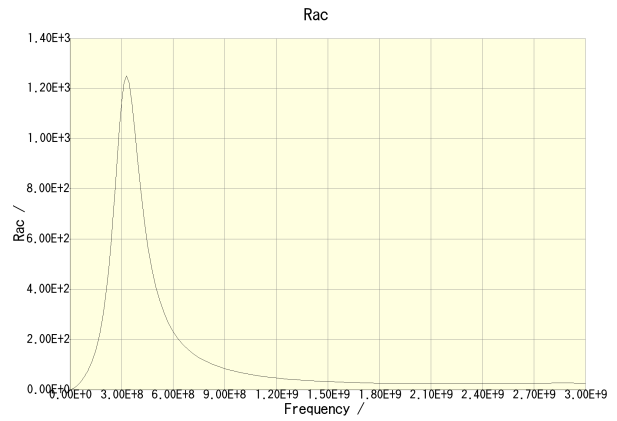
•This PDF document was created based on the data listed on the TDK Corporation website.  
 •All specifications are subject to change without notice.

# NLCV32T-R47M-PFR

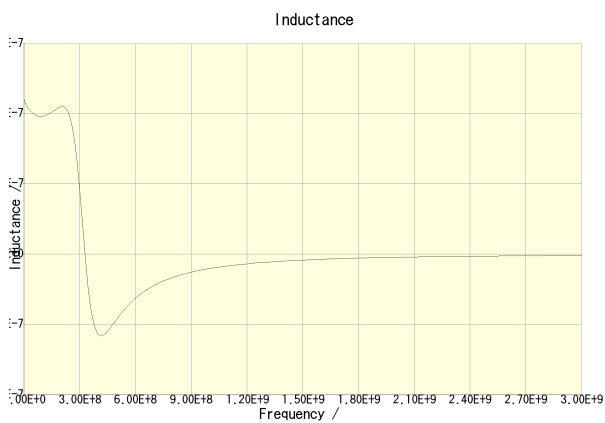
**Characteristic Graphs** (This is reference data, and does not guarantee the product's characteristics.)



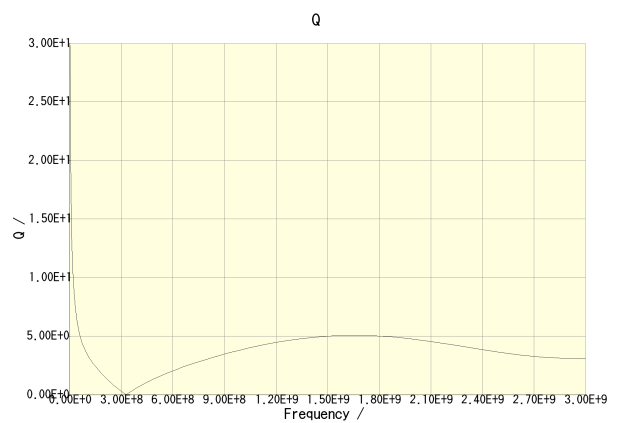
**NLCV32T-R47M-PFR**



**NLCV32T-R47M-PFR**



**NLCV32T-R47M-PFR**

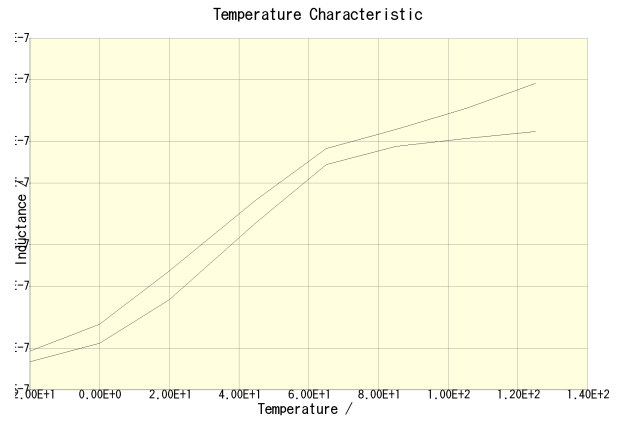
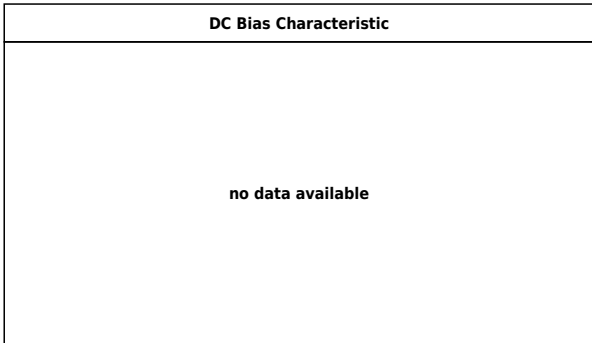


**NLCV32T-R47M-PFR**

- This PDF document was created based on the data listed on the TDK Corporation website.
- All specifications are subject to change without notice.

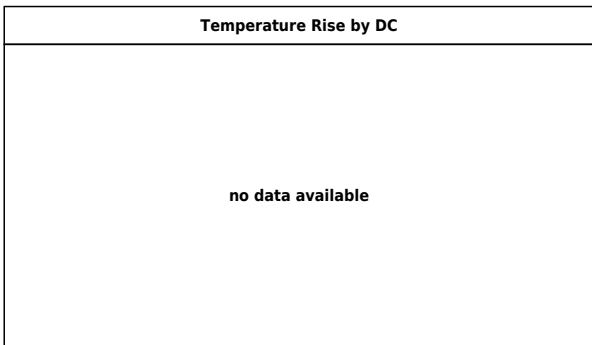
# NLCV32T-R47M-PFR

**Characteristic Graphs** (This is reference data, and does not guarantee the product's characteristics.)



**NLCV32T-R47M-PFR(DC = 0A)**

**NLCV32T-R47M-PFR(DC = 1A)**



- This PDF document was created based on the data listed on the TDK Corporation website.
- All specifications are subject to change without notice.