

Data sheet | Item number: 757-185

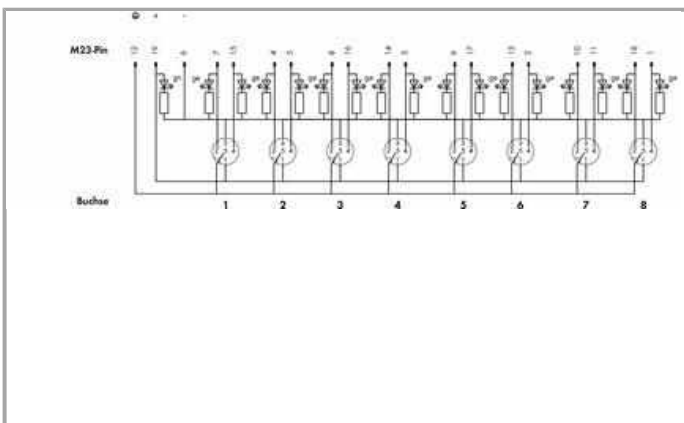
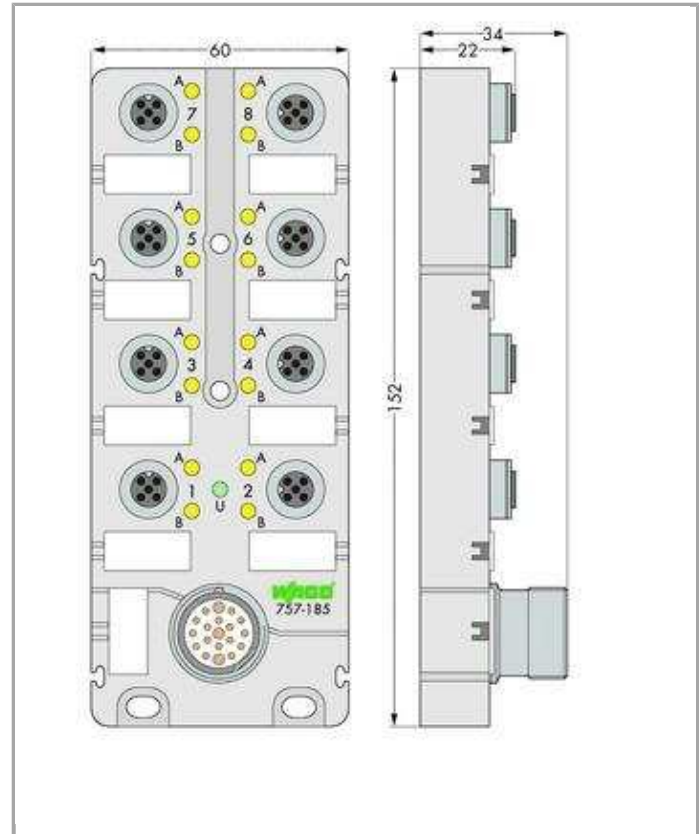
M12 sensor/actuator box; 8-way; 5-pole; M23 connector

www.wago.com/757-185



RoHS  Compliant





Item description

- M12 sensor/actuator box, 8-way
- 5-pole (2 signals per contact)
- M23 connector (19-pole)



- Green LED operating indicator
- Yellow LED status indicator
- incl. markers (10 pcs)
- incl. M12 protective caps (2 pcs)

Data

Technical Data

Contact resistance max.	0.01 Ω
Supply voltage	DC 10 ... 30 V; Bemessungsspannung: 32 V ~ eff.
Current carrying capacity of the signal connections	2 A
Current carrying capacity of the supply connections	9 A
Rated value of electrical isolation	500 V
Functionally separated potential groups	Kontakt/Kontakt
Insulation resistance	1000 M Ω
Signal characteristic	PNP
Indicators	LED (A, B) yellow: Signal status (2 x per contact); LED (U) green: Sensor/actuator box status

Connection data

Connection technology: inputs/outputs	8 x M12 connectors, 5 poles, incl. PE
Connection technology: trunk cable	1 x Stecker M23; 19-polig

Geometrical Data

Width	60 mm / 2.362 inch
Height	34 mm / 1.339 inch
Depth	152 mm / 5.984 inch

Mechanical data

Mounting type	Screw mounting
---------------	----------------

Material Data

Housing material	PA 66 (UL 94 V0); RAL 7035; silicon and halogen free
Halogen-free	Yes
Material properties of the connections	Contact: CuSn, pre-nickel- and 0.8 μ m gold-plated; Tapped bush: Zn diecast nickel-plated; Seal: Viton; Connection cycles: 50
Potting	Fully encapsulated with conformal coating (UL 94 V0)

Environmental Requirements

Surrounding air (operating) temperature	-25 ... 80 $^{\circ}$ C
Degree of protection	IP67



Degree of pollution (5)	3 acc. to VDE 0110
Vibration resistance	acc. to IEC 60068-2-6
Shock resistance	acc. to IEC 60068-2-27

Commercial data



Country of origin	DE
GTIN	4050821054344
Customs Tariff No.	85366990990

Compatible products



Marking accessories

	Item no.: 210-110 Fiber-tip pen	www.wago.com/210-110
	Item no.: 757-011 Marker card; not stretchable; snap-on type	www.wago.com/757-011

wiring and connectors

	Item no.: 756-3203/190-050 Connecting cable; straight; 19-pole; 5 m; fitted on one end (with free end); M23 socket, straight	www.wago.com/756-3203/190-050
	Item no.: 756-3203/190-100 Connecting cable; straight; 19-pole; 10 m; fitted on one end (with free end); M23 socket, straight	www.wago.com/756-3203/190-100
	Item no.: 756-3203/190-150 Connecting cable; straight; 19-pole; 15 m; fitted on one end (with free end); M23 socket, straight	www.wago.com/756-3203/190-150
	Item no.: 756-3204/190-050 Connecting cable; angled; 19-pole; 5 m; fitted on one end (with free end); M23 socket, straight	www.wago.com/756-3204/190-050
	Item no.: 756-3204/190-100 Connecting cable; angled; 19-pole; 10 m; fitted on one end (with free end); M23 socket, straight	www.wago.com/756-3204/190-100
	Item no.: 756-3204/190-150 Connecting cable; angled; 19-pole; 15 m; fitted on one end (with free end); M23 socket, straight	www.wago.com/756-3204/190-150

General accessories

	Item no.: 756-8102 M12 protective cap; for unused sockets	www.wago.com/756-8102
	Item no.: 757-080 Spacer module for sensor/actuator box; 8-way	www.wago.com/757-080



Downloads

Documentation

Additional Information

Disposal; Electrical and electronic equipment, Packaging	Oct 15, 2018	265.8 kB	Download
--	--------------	----------	----------

System Description

Sensor/Actuator Boxes – General Product Information	Jun 6, 2017	357.7 kB	Download
---	-------------	----------	----------

smartDATA

CAD data

3D Download 757-185	URL	Download
---------------------	-----	----------

Subject to changes.